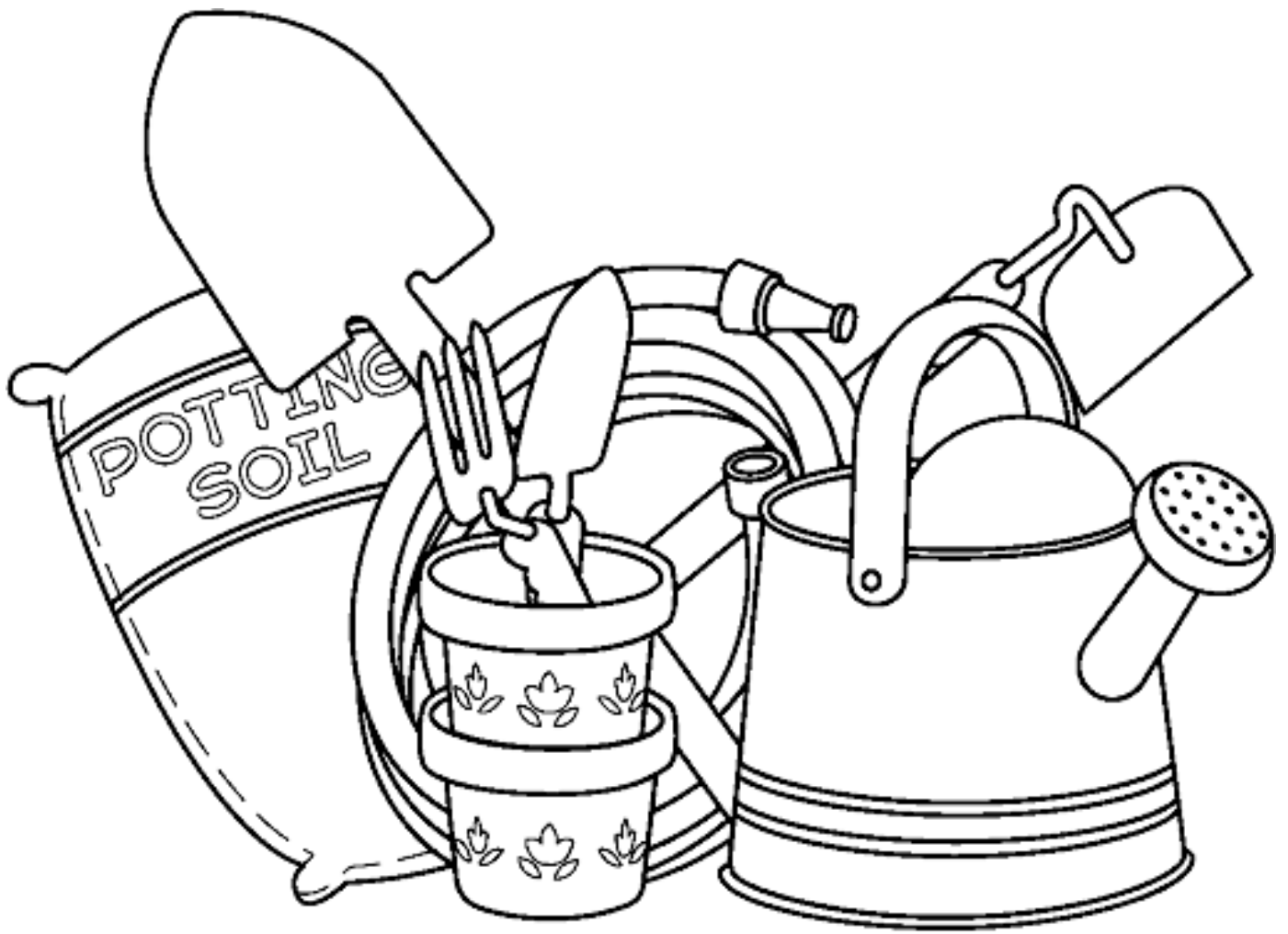


Kindergarten Home Learning

Term 3 Week 9



Monday




Don't forget to check in to google classroom if you are working at home today.

Sight Word



Detectives!



Can you be a detective and learn the sight word?

Read the word



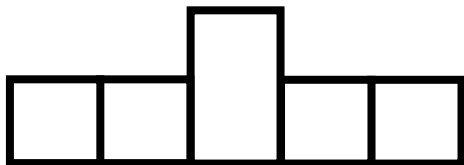
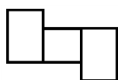
under

Trace the word



under

Fill in the boxes



Write the word



Decorate the word




under

Circle the word



very under
your your
under under under
very were
were under under

Colour in the letters needed to make the word



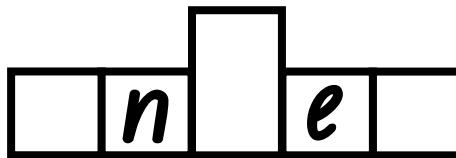
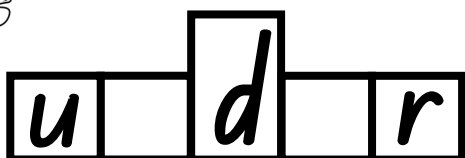
Find and colour the right spelling



very	under	were
under	under	your

Fill in the missing letters

ABC



WHAT SOUNDS CAN YOU HEAR?

1. Look at each picture, stretch the word, record the beginning and end sounds that you hear and write the word two times.




Look and say	Stretch, listen and record	Write the word in the letter boxes	Write the word and circle the word family eg - big
	__ i __	<div style="display: inline-block; width: 40px; height: 40px; border: 1px solid black; position: relative;"> <div style="position: absolute; top: 0; left: 0; width: 100%; height: 100%; background: linear-gradient(to right, transparent 49%, black 49%, black 51%, transparent 51%); background-size: 100% 100%;"></div> </div>	_____
	__ i __	<div style="display: inline-block; width: 40px; height: 40px; border: 1px solid black; position: relative;"> <div style="position: absolute; top: 0; left: 0; width: 100%; height: 100%; background: linear-gradient(to right, transparent 49%, black 49%, black 51%, transparent 51%); background-size: 100% 100%;"></div> </div>	_____
	__ i __	<div style="display: inline-block; width: 40px; height: 40px; border: 1px solid black; position: relative;"> <div style="position: absolute; top: 0; left: 0; width: 100%; height: 100%; background: linear-gradient(to right, transparent 49%, black 49%, black 51%, transparent 51%); background-size: 100% 100%;"></div> </div>	_____
	__ i __	<div style="display: inline-block; width: 40px; height: 40px; border: 1px solid black; position: relative;"> <div style="position: absolute; top: 0; left: 0; width: 100%; height: 100%; background: linear-gradient(to right, transparent 49%, black 49%, black 51%, transparent 51%); background-size: 100% 100%;"></div> </div>	_____
	__ i __	<div style="display: inline-block; width: 40px; height: 40px; border: 1px solid black; position: relative;"> <div style="position: absolute; top: 0; left: 0; width: 100%; height: 100%; background: linear-gradient(to right, transparent 49%, black 49%, black 51%, transparent 51%); background-size: 100% 100%;"></div> </div>	_____
	__ i __	<div style="display: inline-block; width: 40px; height: 40px; border: 1px solid black; position: relative;"> <div style="position: absolute; top: 0; left: 0; width: 100%; height: 100%; background: linear-gradient(to right, transparent 49%, black 49%, black 51%, transparent 51%); background-size: 100% 100%;"></div> </div>	_____

2. Find the short 'i' words' words in the word search. The words go ➡ and ↓ .

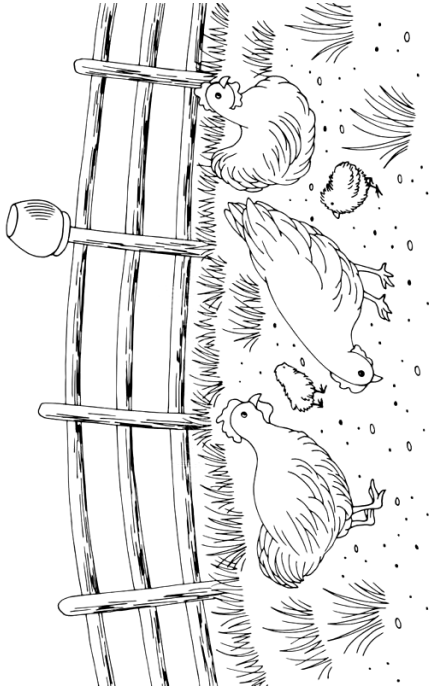
☐ dip ☐ pin
☐ tin ☐ pig
☐ wig ☐ zip

p	i	n	t	a	h	i	p
w	w	f	t	i	n	d	i
i	c	z	i	p	g	z	g
g	o	b	n	m	s	r	y

ALL ABOUT CHICKENS




1



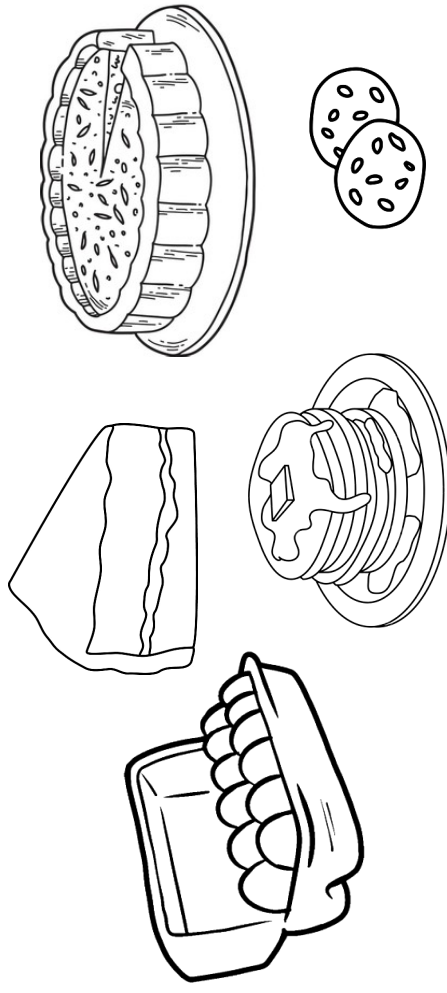
This is a chicken. Chickens are birds. They eat fruits, vegetables, grains and even table scraps.

2




Chickens can live on farms or in backyards. They give us eggs, meat and fertiliser for our gardens.

3




We cook chicken eggs and eat them! They are also used to make different foods like cakes, quiches, cookies and pancakes.

4




Chickens have to be kept safe from foxes and other predators. They live in little houses called coops.

5



We call adult males roosters and adult females hens. Baby chickens are called chicks.

6



Chickens can become dehydrated quickly so it is important for them to have fresh water all the time.

7

Read these words


chicken	make	eat
rooster	and	safe
chick	we	they
egg	for	coop

8


Name: _____

Picture Addition Fun


Use the pictures to solve the addition questions.




$$\underline{\quad} + \underline{\quad} = \boxed{\quad}$$




$$\underline{\quad} + \underline{\quad} = \boxed{\quad}$$




$$\underline{\quad} + \underline{\quad} = \boxed{\quad}$$




$$\underline{\quad} + \underline{\quad} = \boxed{\quad}$$




$$\underline{\quad} + \underline{\quad} = \boxed{\quad}$$



$$\underline{\quad} + \underline{\quad} = \boxed{\quad}$$




$$\underline{\quad} + \underline{\quad} = \boxed{\quad}$$



$$\underline{\quad} + \underline{\quad} = \boxed{\quad}$$



Tuesday



Don't forget to check in to google classroom if you are working at home today.

Super Star

Sight WORDS



Can you learn this sight word?

Read it

very

Trace it

very

Colour it

very

Write it

--	--	--	--

Highlight it




Fill in the missing letters

v _ r _ _ e _ y v _ _ _ y

Write it in a sentence

The apple is _____ crunchy.



Name: _____

Rainy Day Word Families!

Directions: Read the word family on each cloud.

Cut and paste the raindrops that match each word family.

-at
Family

--	--

-ed
Family

--	--

-in
Family

--	--

-op
Family

--	--

-ug
Family

--	--

pin

rat

bed

hop

fin

rug

cop

sat


tug

red

Chickens

Name: _____

Farmers all over the world keep chickens. They have wings but they can only fly short distances.



Trace the letters and words below, then write them on your own.

ch ch



ch ch



chicken

Name: _____

Buzzing Addition!

Solve the addition questions and record each answer on the lines provided.

$3 + 2 = \underline{\quad}$

$4 + 1 = \underline{\quad}$

$5 + 2 = \underline{\quad}$

$2 + 4 = \underline{\quad}$

$7 + 3 = \underline{\quad}$


$8 + 3 = \underline{\quad}$

$5 + 4 = \underline{\quad}$

$6 + 2 = \underline{\quad}$

$9 + 3 = \underline{\quad}$

$7 + 2 = \underline{\quad}$



Wednesday



Don't forget to check in to google classroom if you are working at home today.

Name _____

Read

This is for your birthday.





your

Trace

your

Letter boxes

Dab or colour
the popcorn



Write it in a sentence

This is for _____ birthday.

Use 2 colours to write the word 2 times.

your your

CVC Words
Name: _____


Read And Match!

Cut and paste the picture pieces at the bottom of the page to the matching words.





hat	pen	log	lid

jet	hut	dog	bad



Name: _____




* Little baby chicks hatch from the eggs.

* Little baby chicks hatch from the eggs.

chicks	the	baby	* Little	hatch	eggs.	from
--------	-----	------	----------	-------	-------	------

Chickens

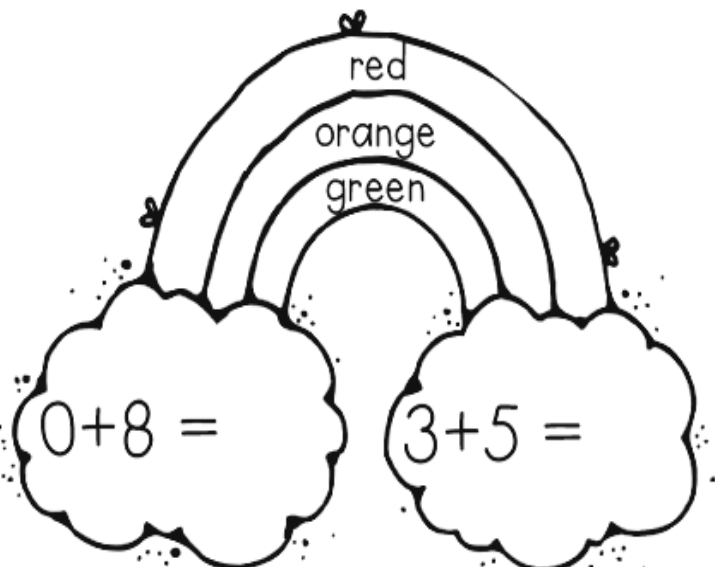
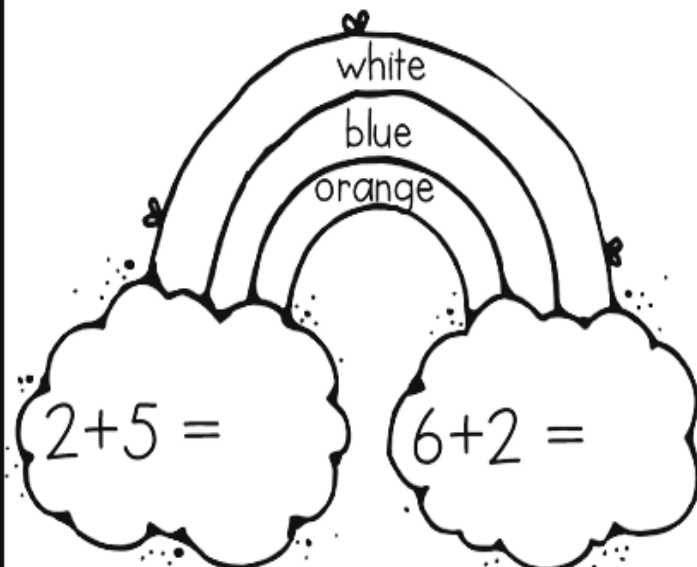
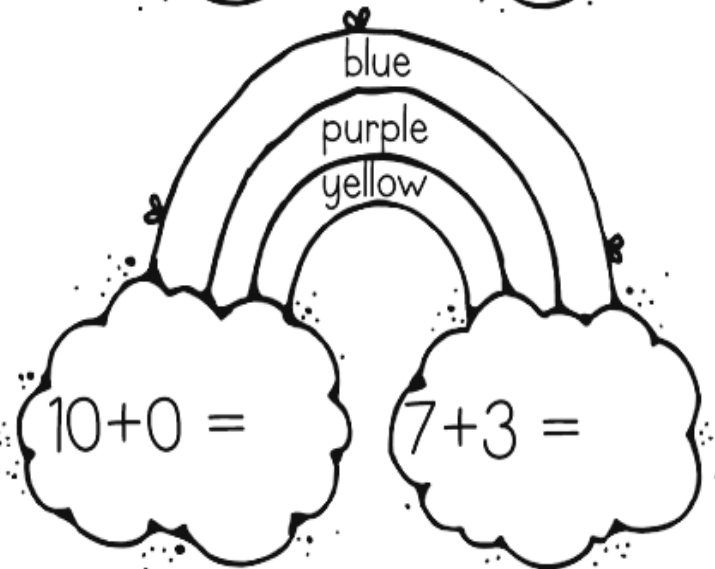
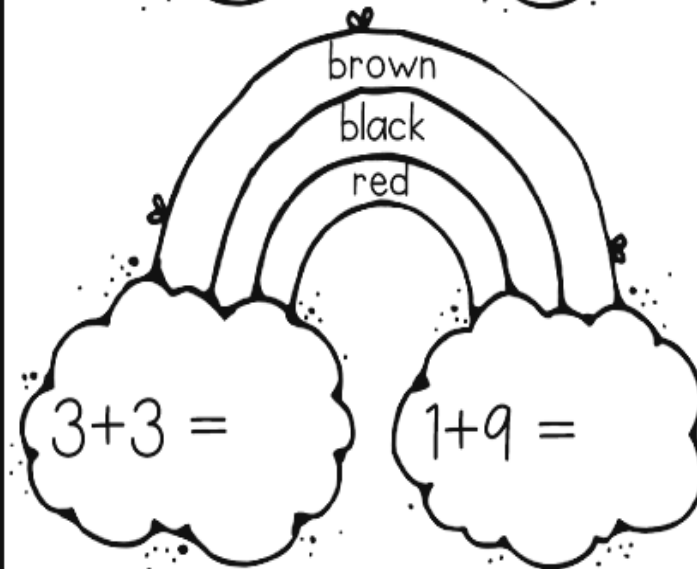
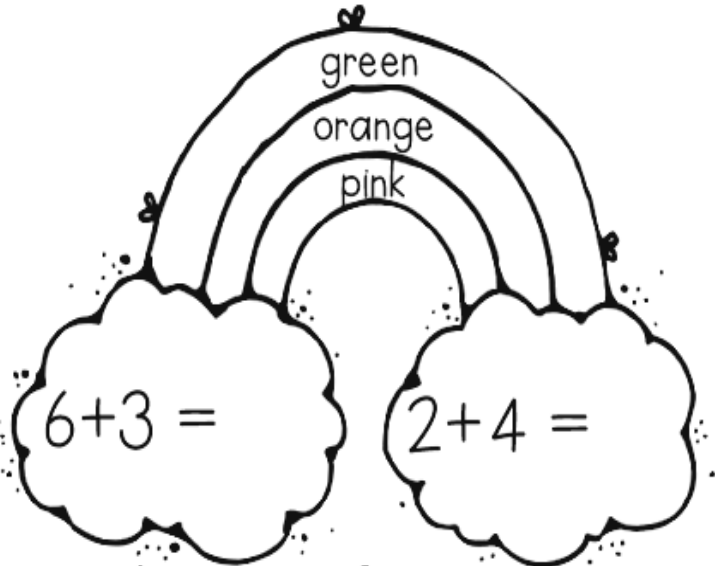
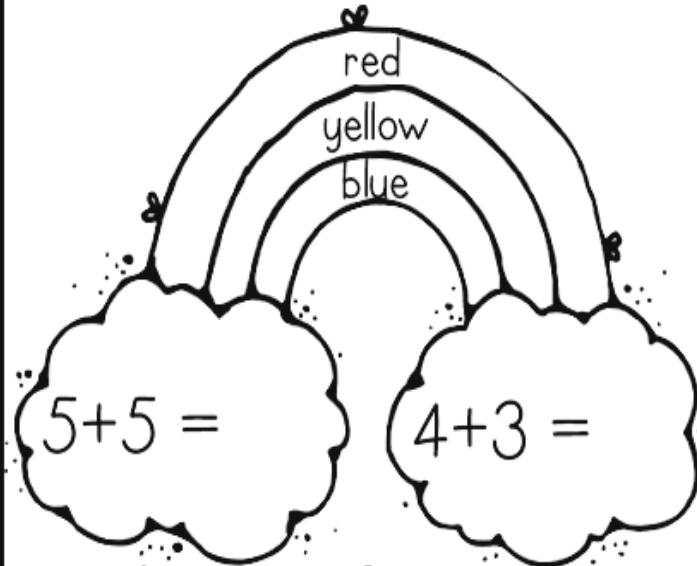


What are some facts you know about chickens? Write 2–3 sentences about chickens. Remember to reread your sentences. Draw a picture at the bottom of your page.


Name _____

Colourful Rainbows


Colour each rainbow. Solve the addition questions on the clouds.



Thursday



Don't forget to check in to google classroom if you are working at home today.



Trace it

were were

Write it

Colour it


were were

Find it

under	your	were	under	your	were
were	very	were	were	were	very
under	your	were	very	under	were

Draw it

My grapes were sweet and juicy.




Is it *ad, ag, ah,*




ap or *at* ?



Cut out the words below and glue each word in the box under the matching picture.




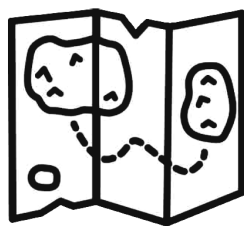

















dad

pan

nap

can

map

hat


bag

bat

pad

Label a Chicken

Name: _____



Word bank:

comb

eye

beak

wattle

wing

leg

feet

tail

Use the word bank to help you write 2–3 sentences about chickens.

Name _____

Before and After

Directions: Look at the number inside each rainbow.
Write the number that comes before and after on each cloud.








Friday



Don't forget to check in to google classroom if you are working at home today.

Colour by sight words

	under		very
	your		were



Read And Match!

Cut and paste the picture pieces at the bottom of the page to the matching words.



jug

rip

big


net

cot

fun

rod

jam



Letter Writing


Write a letter to your teacher.

You could tell your teacher about your day, what you're going to do on the weekend or how you are feeling.



Dear _____,

From _____



Name _____

Counting Sticks



Directions: Count the number of sticks in each box.
Cut and paste the matching number next to the sticks.

	<div>Paste Here</div>		<div>Paste Here</div>
	<div>Paste Here</div>		<div>Paste Here</div>
	<div>Paste Here</div>		<div>Paste Here</div>
	<div>Paste Here</div>		<div>Paste Here</div>
	<div>Paste Here</div>		<div>Paste Here</div>

11

12

13

14

15

16

17

18

19

20