

Online Learning

Year 2

Week 4

Soundwaves log in

www.soundwaveskids.com.au

Access code:

wool653

Weekly Task Outline Year 2

You will need access to a digital device and help from a parent/carer to complete the following activities. Approximate times for each activity will be shared on our Google Classroom.

Please go to the day's folder to enter the work for each session.



	Monday 2/8	Tuesday 3/8	Wednesday 4/8	Thursday 5/8	Friday 6/8
Task					
Morning	<p>English Writing Follow the Google classroom links and write an information report about giraffes. Alternatively, choose an animal you know about and write an information report about that animal.</p> <p>Spelling Write out your list words. Pick 5 of these words and use them in</p>	<p>English Writing Listen to the story "The All New Must Have Orange 430" and write a recount. Alternatively, choose a storybook from home and write a recount.</p> <p>Spelling Write out your spelling words in alphabetical order</p> <p>Reading</p>	<p>English Writing Using the directed drawing video, draw a shark and label all the parts. https://www.youtube.com/watch?v=XbmCDPnHuM if you don't have access to the internet, label the shark picture provided. <i>Optional bonus: Watch the shark video for more information about sharks.</i></p>	<p>English Writing Imagine that you have woken up in the morning and it is your day to compete at the Olympic games in your event. What event would you be competing in? How would you be feeling? What would you do to prepare for your big event?</p> <p>Spelling Roll a spelling word.</p>	<p>English Writing Free choice. Write about something that you love or interests you. You may like to research something new.</p> <p>Spelling Complete the find-a-word of your spelling words.</p> <p>Reading Read a book of your choice to someone OR</p>



	<p>5 sentences. Underline the list word you used in each sentence.</p> <p>Reading Read a book of your choice to someone OR log onto your PMe reader account and choose a book to read.</p>	<p>Read a book of your choice to someone OR log onto your PMe reader account and choose a book to read.</p>	<p>https://www.youtube.com/watch?v=ZFk0xhgT5fQ</p> <p>Write a description about your shark. Remember to include:</p> <ul style="list-style-type: none"> - Title - Capital letter and punctuation - Adjectives (noun groups are even better!) - What the body parts are used for (for example, enormous, white teeth that it uses to hunt its prey) <p>Spelling Log onto soundwaves online. And play one of the interactive games for the sound of the week.</p> <p>www.soundwaveskids.com.au</p> <p>Access code: wool653</p> <p>Reading Read a book of your choice to someone OR log onto your PMe reader account and</p>	<p>using a dice, roll it before you write each word, and then follow the directions of the number you rolled for that word.</p> <p>Reading Read a book of your choice to someone OR log onto your PMe reader account and choose a book to read.</p>	<p>log onto your PMe reader account and choose a book to read.</p>
--	---	---	--	--	---

			choose a book to read.	
Break 30 min	Have a snack and play a game with Mum or Dad.			
Middle	<p>Mathematics Write or say 5 numbers that are "greater than" 26. Write or say 5 numbers that are "less than" 26. Complete the "Greater Than, Less Than" worksheet.</p> <p>Optional: Log into Matific, (details sent in Google Classroom) and complete an activity</p>	<p>Mathematics Skip count by 2s from 50. Complete the reading and writing numbers worksheet.</p> <p>Optional: Log into Matific, (details sent in Google Classroom) and complete an activity</p>	<p>Mathematics Skip count by 3's to 36. Complete the "Finding the Area" worksheet.</p> <p>Optional: Log into Matific, (details sent in Google Classroom) and complete an activity</p>	<p>Mathematics Practice your doubles. Double: 3, 5, 6, 7, 8, 10. Have someone in your family test you. Complete the "Area of Chocolate Boxes" worksheet.</p> <p>Optional: Log into Matific, (details sent in Google Classroom) and complete an activity</p>
Break 30 min	Have some lunch and play a game with Mum or Dad.			
Afternoon	<p>Lego Challenge Can you write your name with lego? Can you make it 3D and 2D?</p>	<p>Indoor Bowling Collect some empty plastic bottles and get a ball. Line them up and see how many you can knock down!</p>	<p>Cooking at Home Help you mum or dad cook a meal. Mrs Lewis has given you one of her favourites if you would like to try. Upload what you and your family have cooked.</p>	<p>Quarantine BINGO Use the bingo card and as a family, mark off as many as you can? How many of these things have you done in quarantine?</p>
				<p>Family Time Capsule In a bottle or mason jar, write down some of the things you and your family enjoy doing. Set a date in the future (maybe 6 months away or more) and put it in a safe place to open on the future date you plan.</p>

Year 2 Spelling Words

(unit 22 's' as in seal)

mass	place
sky	dance
just	once
sleep	cent
sister	centre
horse	city
house	circle
next	circus
ice	sometimes
nice	something

Extension Words

cancel	lesson
central	passed
cereal	pencil
certain	postal
circular	scared
course	sense
guess	September
happiness	serious
ice-cream	since
juice	sound

Write your spelling words here

Put them into 5 sentences

1. _____

2. _____

3. _____

4. _____

5. _____

Watch the *GIRAFFE* Animals For Kids All Things Animal TV and write an information report about giraffes:

<https://www.youtube.com/watch?v=7Qw9FZ8ZIDk>

You might also like to draw a giraffe:

<https://www.youtube.com/watch?v=K6gdJuBB7ZE>

You may also like to watch the giraffes on the live cam at San Diego Zoo <https://www.sdzsafari.org/cams/giraffe-cam>

Name: _____

Classification

Size and Appearance

Habitat

Diet

Interesting Facts



Picture

Write or say 5 numbers that are “greater than” 26.

Write or say 5 numbers that are “less than” 26.

Greater Than or Less Than

Put the correct sign (<, > or =) between these numbers.

Remember – the crocodile always eats the bigger number!

12 35

43 27

36 41

28 92

46 32

88 56

22 22

8 10

88 91

77 77

21 98

58 57

96 95

16 16

LEGO CHALLENGE

Can you write your name
in 2D Lego.



Now try it in 3D!

ALPHABETICAL ORDER



Directions: Write each of your spelling words in alphabetical order.

cent	house	just	horse
sky	centre	once	something
sometimes	circus	city	ice

1.

7.

2.

8.

3.

9.

4.

10.

5.

11.

6.

12.

Recount

1. If you have access to the internet, listen to the story 'The All New Must Have Orange 430'

<https://www.youtube.com/watch?v=Q83AaUbBBKc>

If you do not have access to the internet, choose a story from home.

2. Write a recount of the story. What happened in the beginning, middle and end? Use time connectives, for example: first, then, next, after that, finally.

If you do not have access to the internet, choose a story book you have at home. Read it or have an adult read it to you.

Write a recount of the story. What happened in the beginning, middle and end? Use time connectives, for example: first, then, next, after that, finally.

Practice skip counting by 2s, from 50 to as high as you can go.

I can read and write numbers in words and numerals.



Draw a line to match the numerical (standard) form to the correct number in the written form.

183

seventy-eight

78

one hundred and thirteen

134

one hundred and eighty-three

113

one hundred and thirty-four

Write each number in the numerical (standard) form.

eighty-seven = _____

one hundred and twenty-one = _____

one hundred and fifty-five = _____

one hundred and seventy-two = _____

nineteen = _____

one hundred and eight = _____

Numerals	Number in Words	Thousands	Hundreds	Tens	Ones
285	two hundred and eighty-five	0	2	8	5
Illustration					

Numerals	Number in Words	Thousands	Hundreds	Tens	Ones
372					
Illustration					

Indoor Bowling

What you need:

12 recycled plastic bottles

- Black marker pens
- Washing basket
- Cricket ball or similar
- An empty hallway

Number of players:

2+



Using the black marker, number the bottles from 1 – 12. This will be the point scored for each bottle when it is knocked down. Set up the bowling alley in the hallway – placing the bottles at the end and preferably using a door as a backstop .

Get kids to take turns bowling the ball, knocking over the bottles, then collecting them again in the washing basket and re-setting them for another go. You can score points or not. They'll mostly just love knocking the bottles over!

Description

Using the directed drawing video, draw a shark and label all the parts.

https://www.youtube.com/watch?v=XbmCDPn_HuM

Optional bonus: Watch the shark video for more information about sharks.

<https://www.youtube.com/watch?v=Zfk0xhqT5fQ>

Write a description about your shark. Remember to include:

Title

Capital letter and punctuation

Adjectives (noun groups are even better!)


What the body parts are used for (for example; enormous, white teeth that it uses to hunt its prey)

Draw and label your shark on this page

Skip count by 3's to 36.


Finding the Area

Find the area of the shapes below by counting the squares. Write the area on top of each box.



<https://www.healthykids.org.nz/eat/recipes/savoury-bread-cases>





Imagine that you have woken up in the morning and it is your day to compete at the Olympic games in your event. What event would you be competing in? How would you be feeling? What would you do to prepare for your big event?

Remember to write in full sentences including capital letters and punctuation. You may even like to include some adjectives and verbs to make it even more detailed and exciting!







Practice your doubles.

Double: 3, 5, 6, 7, 8, 10.

Have someone in your family test you.

Area of Chocolate Boxes

Calculate and record the area of each box of chocolate.

1.		2.	
	Area = <input type="text"/>		Area = <input type="text"/>
3.		4.	
	Area = <input type="text"/>		Area = <input type="text"/>
5.		6.	
	Area = <input type="text"/>		Area = <input type="text"/>

Answer some questions on the next page about this area activity

Area of Chocolate Boxes Questions

1. Which chocolate box has the largest area?

2. Which chocolate box has the smallest area?

3. How much bigger is the area of chocolate box 4 compared to 2?

4. How much smaller is the area of chocolate box 1 compared to 5?

ROLL A SPELLING WORD



Directions: Roll the dice once for each spelling word. Then follow the directions for the number you rolled.

sky

house

circus

sometimes

just

ice

cent

something

horse

once

centre

city



Write it with a crayon.



Write it with squiggles.



Write each letter in different colors.



Write it in all capital letters.



Write it using fancy letters.



Write it with bubble letters.

QUARANTINE



Family Movie Night	On line Learning	Made a Craft	Watched a Disney Movie	Went for a Walk
Jammies all Day	Read a Book	Family Game Night	Facetimed a Friend	Used your Creativity
Baked or Cooked	Made a Fort	Free	Exercised at Home	Rode a Bike
Hugged a Parent	Ate Popcorn	Cleaned Your Room	Learnt Something New	Helped Around the House
Breakfast for Dinner	Watched Netflix	Drew with Chalk	Took a Nap	Played Outside

Unit 22 's' as in seal

t	c	s	h	h	d	a	i	g	z
p	s	i	y	o	l	a	n	c	e
l	l	s	r	x	u	i	n	r	e
a	e	t	i	c	h	s	t	c	t
c	e	e	s	t	u	n	e	x	e
e	p	r	e	v	e	s	e	d	x
c	r	m	p	c	w	n	i	c	e
s	o	m	e	t	i	m	e	s	n
s	c	i	r	c	l	e	s	k	y
o	n	c	e	s	h	o	r	s	e

sometimes

sister

dance

house

next

ice

something

circle

place

sleep

once

sky

circus

centre

horse

nice

cent

Revise your doubles. Double: 7, 9, 11, 2, 20.
Have someone in your family test you.



Double Number Drills



Name _____

Solve the addition problems below.



$2+2=$

$5+5=$

$3+3=$

$8+8=$

$1+1=$

$9+9=$

$4+4=$

$10+10=$

$4+4=$

$6+6=$

$7+7=$

$6+6=$

$7+7=$

$0+0=$

$2+2=$

$9+9=$

$5+5=$

$0+0=$

$5+5=$

$3+3=$

$10+10=$

$1+1=$

$8+8=$

$6+6=$



A family capsule can be as simple as a bottle or a mason jar.

Kids might want to include a figurine, a toy from their favourite movie or another item that reflects their likes and preferences. It's fun to include an overview of current events too. A newspaper, magazine or another snippet can remind you of what was happening in the world when you created your capsule.

Write down the prices of common items—How much is a litre of petrol? Milk? A movie theater ticket? Add a grocery docket. It's fun to see how prices change over the years.

Include lists of your favourites, likes and dislikes. Have everyone write down their favourite song, subject in school, book and movie. You may want to include hand prints and the heights and weights of your kids so you can see how they grow over the years.

Photos, scrapbooks, small trinkets, a copy of your family motto and artwork are great time capsule additions.

One of the best time capsule additions is a letter to your future self. Each person should write a letter—what do you want for your future self? What are the goals you hope to achieve by the time you unearth your capsule? What advice or values do you want your future self to follow or reflect on? This is a great activity for everyone in the family (even mom and dad)!

Don't forget to choose a date to open it.

