STAGE 3 HOME LEARNING BOOKLET



Term 3, Week 3

Stage 3 (Year 5 and Year 6) - Term 3, Week 3

	Monday (26.7.2021)	Tuesday (27.7.2021)	Wednesday (28.7.2021)	Thursday (29.7.2021)	Friday (30.7.2021)
Morning	**Silent Reading:** Put the timer on, and read a book of your choice or access EpicReading for 15 minutes Use EpicReading app. **S3C Access code: ign0151** **S3N Access code: jrw7247** **S3P Access code: ryv0637** **S3R Access code: vpx0578** **S3W Access code: web9169** **Reading:** **Read the text "The Tricky Fox." Answer the questions about the text Go to study ladder and complete the activity** https://www.studyladder.com.au/games/activity/girl-power-builds-a-raft-20577?backUrl=/games/literacy/au-year-six/english-reading-comprehension-1032 **Spelling:**	**Silent Reading:** Put the timer on, and read a book of your choice or access EpicReading for 15 minutes Use EpicReading app. **S3C Access code: ign0151** **S3N Access code: jrw7247** **S3P Access code: ryv0637** **S3R Access code: vpx0578** **S3W Access code: web9169** **Reading:** **Read the text "Keeping Our Animals Safe"** **Answer the questions about the text** **Go to study ladder and complete the activity** https://www.studyladder.com.au/games/activity/should-plastic-bags-be-banned-discussion--37161?backUrl=/games/literacy/au-year-five/english-reading-comprehension-1032	**Silent Reading:** Put the timer on, and read a book of your choice or access EpicReading for 15 minutes Use EpicReading app. **S3C Access code: ign0151** **S3N Access code: jrw7247** **S3P Access code: ryv0637** **S3R Access code: vpx0578** **S3W Access code: web9169** **Reading:** **Read the text "Firework Night"** **Answer the questions about the text** **Go to study ladder and complete the activity** https://www.studyladder.com.au/games/activity/memories-of-a-dragon-20667?backUrl=/games/literacy/au-year-six/english-reading-comprehension-1032 **Typing Practise:**	**Silent Reading:** Put the timer on, and read a book of your choice or access EpicReading for 15 minutes Use EpicReading app. **S3C Access code: ign0151** **S3N Access code: jrw7247** **S3P Access code: ryv0637** **S3R Access code: vpx0578** **S3W Access code: web9169** **Reading:** **Read the text "Messaging is Better Than Talking"** **Answer the questions about the text** **Go to study ladder and complete the activity** https://www.studyladder.com.au/games/activity/hot-air-balloon-how-they-work-20743?backUrl=/games/literacy/au-year-six/english-reading-comprehension-1032	**Silent Reading:** Put the timer on, and read a book of your choice or access EpicReading for 15 minutes Use EpicReading app. **S3C Access code: ign0151** **S3N Access code: jrw7247** **S3P Access code: ryv0637** **S3R Access code: vpx0578** **S3W Access code: web9169** **Reading:** **Read the text "Keep Australia Beautiful"** **Answer the questions about the text** **Go to study ladder and complete the activity** https://www.studyladder.com.au/games/activity/winter-to-spring-20600?backUrl=/games/literacy/au-year-five/english-reading-comprehension-1032

ir	bird	ear	early
ur	nurse	our	journey
or	world	err	conferred
er	fern	urr	occurred
ere	were	yr	myrtle

ir, ur - example bird, nurse, world, fern, were, early, journey, conferred, occurred, myrtle

Brainstorm at least 10 words for the sound.

Type list words and highlight the grapheme.

Find the definitions of 5 words and type out their meanings.

Writing:

Click on https://theschoolmagazine.com.au/resources/francesca-frog to listen to a poem about Francesca the Frog.

Using the poem and your knowledge of frogs, write a paragraph describing Francesca's appearance. Write a minimum of 3 paragraphs

1. Appearance

2. What it eats

3. How it acts

Remember to use interesting adjectives and similes. Use the criteria to help you.

Grammar:

Complete the worksheet about full stops..

Complete the following StudyLadder activity

https://www.studyladder.com.au/games/activity/quotation-marks-22747?backUrl=/games/literacy/au-year-four/english-grammar-1743?q=speech%20marks

Complete the worksheet about Dialogue.

Writing:

Use the PEEL strategy and the criteria to write THREE paragraphs on why **'Children should do chores around the house.**
You can agree or disagree with the topic.
Remember to edit your work.

Click on https://www.bbc.co.uk/bitesize/topics/zf2f9j6/articles/z3c6tfr to practice your typing skills.

Type the text. Try to type as quickly as you can using both hands

BTN/Writing:

Watch the Behind the News video about Safe Crossings https://www.abc.net.au/btn/classroom/safe-crossings/10529506

After watching the video about Safe Crossings, answer the questions in the Google Docs.

Make sure you answer the questions in full sentences.

Spelling:

Using your list words, type them in alphabetical order.

Type at least 5 sentences using your spelling words. Use interesting adjectives and conjunctions.

Use SoundWaves Website. **Year 5** Access code: apple322

Year 6 Access code: stop692

Writing:

Use the PEEL strategy and the criteria to write THREE paragraphs on why **'Dogs make the best pets'.**
You can agree or disagree with the topic.
Remember to edit your work.

Typing Practise:

Click on https://www.bbc.co.uk/bitesize/topics/zf2f9j6/articles/z3c6tfr to practice your typing skills.

Type the text. Try to type as quickly as you can using both hands

Writing:

Using the Speed Writing chart, select a topic and type for a minimum of 30 minutes.

Don't forget to edit your writing.

Break					
Middle	**Mathematics:** Play Mathematics for All Years (studyladder.com.au) Practice your times tables. **Studyladder:** Use logins you were given. Contact your teacher via YOUR Google Classroom **PDHPE:** Complete today's activity on the grid. Turn in	**Mathematics:** Play Mathematics for All Years (studyladder.com.au) Practice your times tables. **Studyladder:** Use logins you were given. Contact your teacher via YOUR Google Classroom **PDHPE:** Complete today's activity on the grid. Turn in	**Mathematics:** Play https://www.topmarks.co.uk/maths-games/hit-the-button Practice your times tables. **Studyladder:** Use logins you were given. Contact your teacher via YOUR Google Classroom **PDHPE:** Complete today's activity on the grid. Turn in	**Mathematics:** Play Mathematics for All Years (studyladder.com.au) Practice your times tables. **Prodigy:** Use logins you were given. Contact your teacher via YOUR Google Classroom **PDHPE:** Complete today's activity on the grid. Turn in	**Mathematics:** Play Mathematics for All Years (studyladder.com.au) Practice your times tables. **Prodigy:** Use logins you were given. Contact your teacher via YOUR Google Classroom **PDHPE:** Complete today's activity on the grid. Turn in
Break					
Afternoon	**Science:**	**Geography:**	**Health:**	**Music:**	**Fun Activity:**

Monday (26.7.2021)

All your work must be completed in this booklet, however if you need more space, use the workbook provided.

Reading

Put the timer on, and read a book of your choice for 15 minutes.

Spelling:

ir	bird	ear	early
ur	nurse	our	journey
or	world	err	conferred
er	fern	urr	occurred
ere	were	yr	myrtle

Year 5

List Words

burnt, burst, refer, prefer, person, perfectly, reverse, research, earthen, worse, further, surface, certain, curtain, concern, purchase, purpose, dessert, suburban, earliest, observant, conferred, germinate, circumnavigate, circumstance

Extension Words

adjourn, burden, burnish, churning, curvature, discern, disturbance, imperfect, murmur, observant, occurring, personality, preferred, purposeful, referral, reversible, slurred, surgeon, transferred, urgent

Year 6

List Words

pearly, urgent, cursive, furnish, burden, absurd, murmur, surgeon, occurred, recurring, concerned, surfacing, journal, adjourn, courtesy, circular, reversal, rehearsal, interpreter, curvature, university, discernible, emergency, disturbance, circumnavigate

Extension Words

attorneys, certifiable, circulation, earnestly, entrepreneur, exertion, girder, interpretation, irreversible, journalism, merciless, murmuring, perpetrator, persecute, reverberate, saboteur, skirmish, superfluous, superlative, taciturn

Brainstorm at least 10 words for the sound.

Write list words and highlight the grapheme.

Find the definitions of 5 words and write out their meanings

Reading:

The Tricky Fox

Some words to practice before reading the passage:

night, behind, fence, care, tip-toes, along, quiet, window, smart, tricky, branch, sly

It is a dark and cool night on Cheeky Chicks Egg Farm. The hens are all sleeping, tucked into their nests. Their nests are in a warm shed. It is locked. The shed is behind a big, tall fence. They are safe. Or are they...

The fox is tricky. He is sly and he is smart. This fence will not stop him.

By the fence is a tree. It is tall. Under the tree is a box. The fox jumps onto the box and then up into the tree. With care, he then tip-toes along a branch, to the fence.

The fox jumps over the fence and into the chook yard. But they are in a locked shed. The hens are still safe. I think.

The fox steps on quiet feet. To the shed, to the door. But the door is locked.

The window is not.

The fox stands on just his back legs, paws on the window. With a push, it is open. The fox jumps in.

The fox steps on quiet feet. To the nests, to the hens. But they are not there. The nests are empty. Where are the hens?

The window shuts with a bang. The fox turns.

The fox looks to see the hens out in the yard, standing one on top of the other to shut the window. He is stuck in the shed now. He cannot get out.

Maybe he is not so tricky. Perhaps it is the hens that are the tricky ones.

The Tricky Fox

What words are used to describe the fox

The fox is described as being 'sly'. What does this mean?

How did the fox get over the fence?

How did the hens trap the fox?

How do you think the hens got out of the shed?

Do you think *Cheeky Chicks Egg Farm* is a good name for this particular farm? Why?

Writing:

Francesca Frog

Criteria
I have used interesting adjectives.
I have used at least one simile.
My writing has helped the reader visualise my character.
I have used capital letters and full stops.
My writing makes sense.

Francesca Frog stands metres tall

On flippers flat and wide.

With bulging eyes, the size of pies,

That roll from side to side.

The forest shakes, the cold earth quakes,

Whenever she's about.

And when she hops into the pond,

The water all hops out.

Her tongue can stun two hundred flies,

She's really like no other.

And yes, you're right,

She's quite a sight.

But you should see her mother.

Using the poem and your knowledge of frogs, write a paragraph describing Francesca's appearance. Remember to use interesting adjectives and similes. Use the criteria below to help you.

After writing your descriptive paragraph, write an imaginative text (narrative) that includes Francesca the Frog.

Mathematics: Topic - Division

Times table focus for the week – 7x

Ultimate Division Challenge

22÷11=		121÷11=		25÷5=	
28÷7=		72÷8=		8÷2=	
18÷6=		77÷11=		18÷2=	
56÷8=		60÷10=		24÷6=	
3÷1=		18÷2=		18÷6=	
32÷8=		20÷2=		40÷5=	
60÷5=		72÷8=		12÷4=	
8÷8=		8÷4=		20÷5=	
2÷2=		33÷3=		84÷12=	
24÷3=		12÷12=		48÷8=	
21÷7=		81÷9=		10÷2=	
84÷12=		88÷8=		35÷5=	
35÷7=		10÷1=		54÷6=	
48÷4=		45÷9=		21÷7=	
24÷8=		108÷9=		54÷9=	
40÷10=		56÷8=		5÷1=	
56÷8=		88÷11=		48÷12=	
36÷12=		12÷2=		110÷10=	
5÷5=		70÷7=		28÷7=	
3÷3=		30÷10=		12÷6=	
Time		Time		Time	
Correct	/20	Correct	/20	Correct	/20

Name:	
Division facts	
1) 25 students are divided in to 5 equal teams. How many students are on each team?	
2) 42 sticks are used to make 6 identical two-dimensional shapes. How many sides has each shape?	
3) Glenda worked 49 hours during a seven-day week, working the same number of hours each day. How many hours did Glenda work each day?	
4) 36 kg of potatoes are divided into 6 equal sized bags. How heavy is each bag?	
5) Kim has 48 eggs. She divides the eggs by putting 6 in each carton. How many cartons does Kim use?	
6) 8 identical printers have a mass of 80 kg. What is the mass of each printer?	
7) If six balls cost $24, how much will eight balls cost?	
8) The combined weight of 3 identical crates is 27 kg. How many crates have a combined mass of 81 kg?	
9) Casey bought 6 kg of fish for $36. What does the fish cost per kilogram?	
10) Six pizzas are cut in to eighths. The slices are then divided equally between 12 children. How many slices will each child get?	

Mathematics: Extension

UNIT 23

Chance/tree diagrams

Tree diagrams are used to display all possible outcomes from a simple chance experiment.

8 James Dooley is bald master spy 0077. He is a master of disguise and he is planning to use up to 4 items for his disguise today. Show all the possible combinations that James could use by drawing a tree diagram. The items are a moustache, a hat, a beard and glasses.

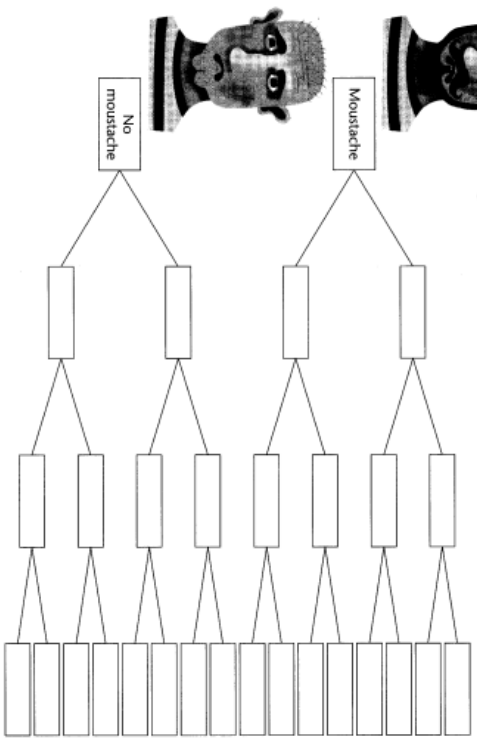

9 Our new neighbours have 4 children. We wanted to know whether they were boys or girls. Create a tree diagram to show all possible combinations. (B = boy and G = girl)

First child Second child Third child Fourth child

Science:

TEACHER SLIDE

What is Light?

Light is a form of energy.

More specifically, light is electromagnetic radiation. A particle of light is called a 'photon'.

Light is produced by a light source, then travels outwards at extremely high speeds in waves.

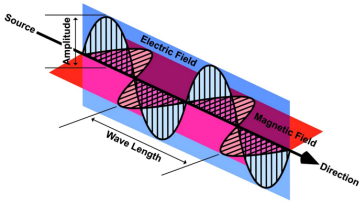

TEACHER SLIDE

When the Light Hits...

Light will continue to travel until it hits an object. When it does hit an object, the light can be:

1. reflected,
2. absorbed, and/or
3. transmitted.

Let's look at each one in more detail.



TEACHER SLIDE

Refraction

Sometimes, when light is transmitted through different substances (such as from air into water) the rays of light appear to bend.

This is called 'refraction'.

Refraction causes interesting optical illusions and can even split light into its colours. A rainbow is an example of refracted light.



teachstarter

TEACHER SLIDE

How Does Light Travel?

Light travels in a straight line.

If you have ever seen a beam of light shine through the darkness, you will know that this is true.

An odd feature of light is that it sometimes appears to travel in waves and sometimes as particles. Scientists agree that light can be both waves and particles.

teachstarter

TEACHER SLIDE

Reflection, Absorption, Transmission

Reflection is when light bounces off an object e.g. light reflects off a mirror.

Absorption occurs when an object holds onto the light energy. Most objects absorb some light. The trapped light energy is usually converted to heat.

Transmission is when the light is passed on by an object e.g. light hits a window and is then transmitted through it.

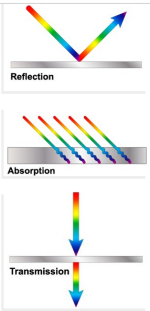

TEACHER SLIDE

How Do We See Colour?

Colours are seen when only the light of a certain colour is reflected to our eye.

Light actually contains all of the colours we can see. Objects contain chemicals called 'pigments' that can absorb some colours and reflect others.

For example, when light hits a red apple, the pigment in the apple's skin absorbs all of the colours, except red. The red light is reflected to our eyes, therefore making the apple appear red.

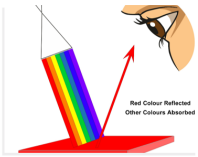

teachstarter

Read the PowerPoint slides on light and answer the following questions in the space provided. If you need more space you can write your answers in a workbook.

What is light?

Using your prior knowledge, brainstorm the following questions

1. **What is light?**

2. **Where does it come from?**

3. **What songs, stories, television shows or movies mention light?**

With the help of the slides on the previous page, answer the following questions

1. **What is light?**

2. **How does light travel?**

3. **What happens when light hits an object?**

4. **What is light reflection?**

5. **What is light absorption?**

6. **What is light refraction?**

7. **How do we see colour?**

Week 3 - Term 3 Booklet

Tuesday (27.7.2021)

All your work must be completed in this booklet, however if you need more space, use the workbook provided.

Reading:

Put the timer on, and read a book of your choice for 15 minutes.

Grammar:

Full Stop Practice Activity

A full stop is a symbol at the end of a sentence. We always need to put a capital letter after a full stop. When we read a sentence aloud, we can usually tell when a sentence needs a full stop.

There are 4 missing FULL STOPS. Use a different colour to add the full stops.

A red racing car came rushing down the hill It zoomed past us "That car is going too fast!" exclaimed Tom "I hope that driver slows down before he drives past the shops He could scare some people"

There are 4 missing FULL STOPS in the text. Use a different colour to add the full stops. Add 5 CAPITAL LETTERS to the text.

my Gran is teaching me how to knit but it is quite tricky i am getting better every time i practise i am knitting a scarf for my mum it is purple and white

There are 6 missing FULL STOPS in the text. Use a different colour to add the full stops. Add 4 CAPITAL LETTERS to the text.

It was a fine sunny day, when Year 5 went to the zoo for their annual excursion the bus parked outside the gate and the students lined up outside the zoo keeper introduced herself and walked the students to the zoo classroom she told them what they would be learning about then they were put into groups of 6 so that they could explore the zoo the students looked at the animals and learnt about their diet and habitat. Year 5 had a great day

Adding Quotation Marks to Dialogue Worksheet

Read each sentence. Add quotation marks to the dialogue.

Example A: **What a great day! yelled Mr. Frank. Yes it is said Sarah.**

Answer: **"What a great day!" yelled Mr. Frank. "Yes it is," said Sarah.**

1. **Hi, Jim said to Mark. Mark replied, How are you?**
2. **What a wonderful day, said Mary.**
3. **Sharon said, Take your homework out. David replied, I lost it.**
4. **My dad asked, When do you want to go to the movies? I responded, Very soon.**
5. **Hello, said the stranger. Hello, I replied.**
6. **Have a goodnight, said my mother. Goodnight, I responded.**
7. **Mary said, What a beautiful day. Yes it is, added her friend.**
8. **Please take the trash out, said my father. No problem, I replied.**
9. **Make sure you do your homework, said my mother. I already did, I said.**
10. **On Friday the project is due, expressed my teacher.**
11. **Let's go to the park, said my sister. Once I finished my work, I replied.**
12. **That game was fun, said David.**
13. **Good afternoon, said Byron as he walked into the room.**
14. **It is raining outside, said Susan. Bring your umbrella, replied her mother.**
15. **Let's go to the fair, said Michael. Can I go too? I said.**

Reading:

Keeping Our Animals Safe

To whom it may concern,

I am writing this letter to inform you that, in my opinion, catching wild animals and using them for the pleasure of others is cruel and very unkind. Capturing wild animals and taking them out of their natural habitat and putting them into circuses should be illegal. These animals are made to perform circus acts and to live in very restrictive cages. They are also exposed to large crowds and loud noises which is terrible for their general wellbeing. Surely you will agree that this is definitely a form of abuse.

First of all, it is an absolute outrage that animals are used for entertainment purposes. Isn't that obvious to everyone? I personally don't find it enjoyable, especially to watch the animals in pain. I also think the animals look frightened and stressed. People who go to circuses are often faced with seeing sad, cramped, and aggressive animals because of the way they are being treated and caged. As a result of this, I firmly believe that circus animals should not be captured and kept in these confined areas. They should be living a life where they are comfortable and with animals in their natural habitat.

In addition to this, I firmly believe that the amount of noise and music played at circuses is distressing for animals. It's not common for them to hear these sorts of sounds in the wild, so it certainly isn't surprising that they get upset, feel uneasy and get agitated. This sort of behaviour may result in an unhealthy relationship with food. They may become malnourished due to losing their appetite. It is totally unacceptable to treat animals so badly, their wellbeing and health are definitely affected.

To conclude, I support the fact that we definitely should not use animals for our entertainment as it is cruel, barbaric and in no way healthy to these animals. In saying this, they should be returned to their natural habitat straight away.

Yours faithfully,

Andrew Pedemont.

What Type of text is this? _____

Is the author for or against the topic? _____

What reasons does the author give for their opinion?

1.
2.
3.

Who could the author be writing this text to?

-
-
-

What connectives (words or phrases) has the author used to sequence the text?

-
-
-
-

List 2 reasons the author gives for why the amount of noise and music at circuses is stressful to animals:

-

Writing:

Use the criteria below to write **THREE** persuasive paragraphs about the topic *Children should do chores around the house.*

Criteria	Working Towards	Achieved
• I stated my POINT (reason).		
• I EXPLAINED why my point is important.		
• I gave a relevant EXAMPLE.		
• I wrote a LINK.		
• I have used high modality.		
• I have included emotive language.		
• My writing makes sense.		

Remember you are to convince the reader to agree with you. Use high modality and emotive language to help persuade the reader. Don't forget to edit your work.

Week 3 - Term 3 Booklet

Mathematics: Topic - Division

Times table focus for the week – 7x

Division Problems

Write three division problems below. Provide the answer.

You must use 3,4, or 5 digits to divide.

Example:

Sam went to the shop and bought 278 eggs to use in his bakery to cook chocolate cakes. Each cake required 6 eggs. How many cakes could he make?

278 divided by 6 = 46r2

Complete your three problems below

19 Dividing 5-digit numbers

1 Use your division skills to divide these. Record any remainders as a fraction.

a 3)18969	**b** 4)12848	**c** 5)75255	**d** 6)38747
e 4)57092	**f** 7)60354	**g** 8)80562	**h** 8)81246
i 7)63196	**j** 9)45064	**k** 10)58762	**l** 10)35972
m 8)85742	**n** 10)86430	**o** 4)55092	**p** 6)62364

2 Solve the problems.

a	564 runs in 6 innings. What is the average number of runs per innings?	
b	258 m² of land divided up into 6 equal paddocks.	
c	3600 mL of water was poured into 8 jugs of equal size. How much water in each jug?	
d	How many scouts attended the camp if $\frac{1}{4}$ of the 3000 scouts were there?	
e	5648 km divided into 8 equal sections.	

3 Crack the secret code by substituting the division answers for the letters and writi them in the numbered grid below. You may use your calculator.

R	I	X	G	L	V	O	M	N	D	I	P
906	377	104	2450	903	8356	288	107	554	873	567	281

1 3)864	**2** 3)1701	**3** 2)1134	**4** 5)1440
5 5)2835	**6** 8)4432	**7** 3)2619	**8** 9)7857
9 7)58492	**10** 8)19600	**11** 6)14700	**12** 4)3492

Secret words

11	1	4	8

12	3	9	2	7	5	6	10

Geography

On the map of Australia, draw in the state borders and label the map with it's different states and territories. Once complete, add each state's capital city. You may want to use an Atlas to help you with the answers.

On the map of the world, label Australia and Australia's neighbouring countries.

Wednesday (28.7.2021)

All your work must be completed in this booklet, however if you need more space, use the workbook provided

Silent Reading:

Put the timer on, and read a book of your choice for 15 minutes.

Reading:

Firework Night By Enid Blyton

BANG!
What's that?
Bang-Bang! Oh, Hark,
The guns are shooting in the dark!
Little guns and big ones too,
Bang-bang-bang!
What shall I do?
Mistress, Master, hear me yelp,
I'm out-of-doors, I want your help.
Let me in - oh, LET ME IN
Before those fireworks begin
To shoot again - I can't bear that;
My tail is down, my ears are flat,
I'm trembling here outside the door,
Oh, don't you love me anymore?
BANG!
I think I'll die with fright
Unless you let me in to-night.
(Shall we let him in, children?)
Ah, now the door is opened wide,
I'm rushing through, I'm safe inside,
The lights are on, it's warm and grand
Mistress, let me lick your hand
Before I slip behind the couch.
There I'll hide myself and crouch
In safety till the BANGS are done -
Then to my kennel I will run
And guard you safely all the night
Because you understood my fright.

Firework Night

By Enid Blyton

1. Which animal is the poem about?

2. What are the fireworks compared to?

3. Describe how the animal looks when he is outside of the house.

4. How did the animal enter the house? Why did he enter like this?

5. Which line of the poem best describes the animal's surroundings inside the house?

6. Why do you think Enid Blyton might have written this poem?

Handwriting::

Alliteration

Alliteration is the repetition of the same or similar kinds of sounds at the beginning of words or in stressed syllables. For example, "She sells sea-shells down by the sea-shore." or "Peter Piper picked a peck of pickled peppers" are both alliterative phrases. In the first phrase, the words start with the "s" sound. In the second phrase, the words start with the "p" sound. Aside from tongue twisters, alliteration is also used in poems, song lyrics, and even brand names. Some more examples of alliteration are:

Mathematics: Topic - Division

Times table focus for the week – 7x

Solve these division problems. They may have remainders.

$2\overline{)266}$	$8\overline{)896}$	$7\overline{)966}$	$4\overline{)436}$
$4\overline{)488}$	$9\overline{)927}$	$6\overline{)888}$	$7\overline{)728}$
$4\overline{)484}$	$3\overline{)510}$	$5\overline{)820}$	$2\overline{)998}$
$7\overline{)777}$	$6\overline{)912}$	$9\overline{)972}$	$3\overline{)327}$
$5\overline{)645}$	$8\overline{)880}$	$5\overline{)725}$	$9\overline{)990}$

Health:

WHAT DOES BEING HEALTHY MEAN?

There are three main areas of health that we need to think about in order to lead a healthy lifestyle. These include diet, exercise and wellbeing.

In each of the boxes below, write down at least two things you could do in each of these areas to make sure you are living your healthiest life. See if you can do each of these things this week. Some examples have been given for you.

DIET Eat at least 2 pieces of fruit each day
EXERCISE Go for a bike ride when I get home from school
WELLBEING Get at least 7-8 hours of sleep each night

Discuss with someone at home or take some time to think about:

Why do some people choose to stay fit, and others don't?

What motivates people to have a healthy, active lifestyle?

Try to do each of these activities for 45 seconds without stopping.

Take a 15 second break, then repeat this twice more.

Don't forget to tick the box once you have completed the activity!

WEEKLY FOCUS: LOWER BODY

Activity One: Ice Skater

What: Make sure you have some room to move. Start standing on one leg, and hop from side to side as far as you can with control, switching legs with each hop. If you want to make it harder, stay low to the ground.

Modified: Make your hops smaller.

Activity Two: Jump Lunges

What: Start standing with your feet slightly apart. Jump your left leg forward and your right leg back, bending your knees as you land. Jump up and switch your legs in midair so that you land in a lunge with your right leg in front. Repeat this.

Modified: Lunge forward swapping legs without jumping in between.

Activity Three: Squat Jumps: In and out

What: Start standing with your feet apart. Jump to bring your feet together. Then, jump out with your feet apart and do a squat. Repeat this. Stay low to make it harder.

Modified: Squat without jumping, keeping feet hip distance apart.

Come up with one more exercise that focuses on your lower body. Write it down in the box, then give it a go.

Think about how you felt while completing the exercises. How would you rate the muscular endurance of your lower body?

1	2	3	4	5
I can't walk anymore	My legs are jelly!	I felt fine	That was so easy!	What exercises? I felt nothing.

CHALLENGE OF THE WEEK

Challenge a family member to the 'Bring Sally Up Squat Challenge'.

Use the timer and audio in the link below, or find the 'Bring Sally Up Workout' on Spotify:
https://www.youtube.com/watch?v=koMp3ei4xJw

Begin with your feet apart in a squat position. Each time the audio says "Bring Sally up", stand up from your squat. Each time the audio says "Bring Sally down", get into a squat position and hold it.

Who will last the longest?! Write down names and the time on the screen when each person stops.

NAME	TIME

Thursday (29.7.2021)

All your work must be completed in this booklet, however if you need more space, use the workbook provided.

Reading:

Put the timer on, and read a book of your choice for 15 minutes.

Read the Passage on the next page about Papua New Guinea and answer these questions.

Spelling:

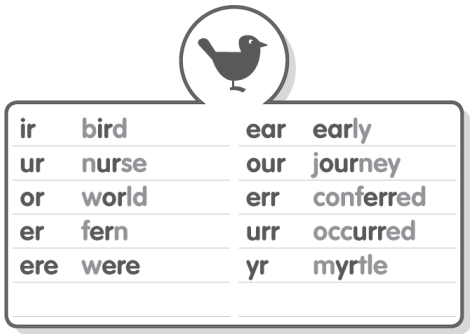

ir	bird	ear	early
ur	nurse	our	journey
or	world	err	conferred
er	fern	urr	occurred
ere	were	yr	myrtle

Year 5

List Words

burnt	research	curtain	earliest
burst	earthen	concern	observant
refer	worse	purchase	conferred
prefer	further	purpose	germinate
person	surface	dessert	circumnavigate
perfectly	certain	suburban	circumstance
reverse			

Extension Words

adjourn	discern	occurring	reversible
burden	disturbance	personality	slurred
burnish	imperfect	preferred	surgeon
churning	murmur	purposeful	transferred
curvature	observant	referral	urgent

Year 6

List Words

pearly	surgeon	adjourn	curvature
urgent	occurred	courtesy	university
cursive	recurring	circular	discernible
furnish	concerned	reversal	emergency
burden	surfacing	rehearsal	disturbance
absurd	journal	interpreter	circumnavigate
murmur			

Extension Words

attorneys	exertion	merciless	saboteur
certifiable	girder	murmuring	skirmish
circulation	interpretation	perpetrator	superfluous
earnestly	irreversible	persecute	superlative
entrepreneur	journalism	reverberate	taciturn

Using your list words, type them in alphabetical order.

1.	6.	11.	16.	21.
2.	7.	12.	17.	22.
3.	8.	13.	18.	23.
4.	9.	14.	19.	24.
5.	10.	15.	20.	25.

Type at least 5 sentences using your spelling words. Use interesting adjectives and conjunctions.

Writing:

Use the criteria below to type **THREE** persuasive paragraphs about the topic *Children should do chores around the house.*

Criteria	Working Towards	Achieved
• I stated my POINT (reason).		
• I EXPLAINED why my point is important.		
• I gave a relevant EXAMPLE.		
• I wrote a LINK.		
• I have used high modality.		
• I have included emotive language.		
• My writing makes sense.		

Think of the reasons why you agree or disagree with the topic. Remember you are to convince the reader to agree with you. Use high modality and emotive language to help persuade the reader. Don't forget to edit your work.

Text Messaging Is Better Than Talking

What is the topic of this text?

Is the author for or against the topic?

What reasons does the author give for their opinion?

-
-

Who could the author be writing this text to?

What emotive words or phrases does the author use to persuade the reader?

What connectives (words) has the author used to sequence the text?

Do you think that texting is better than talking? Why?

Text Messaging is Better Than Talking!

Everyone tends to think that text messaging is better than talking. Some reasons for this opinion is because it is cheaper and much faster to use, it has less radiation exposure compared to talking on the phone, it allows people with hearing disabilities to communicate, and it is also very convenient.

Firstly, it is easy to see that text messaging is better than talking on a mobile phone because it is a lot cheaper. Depending on the mobile plan you are on, a text message can cost as little as 25 cents to send. Some phone plan options even offer unlimited texts! This means that you can send an infinite number of texts included as part of your phone plan.

Another reason why texting is better than talking is that it is more convenient in terms of time. When you send a text message, it is directly received by the recipient in seconds. Also, you can send a message to more than one person at a time. This proves to be very convenient as you don't have to personally call the people you want to speak to individually if you want to tell them the same news or information. Due to these reasons, it is evident that texting is more convenient than talking on the phone.

In addition, it is obvious to see that text messaging doesn't cause much radiation exposure. Talking on the phone causes the radioactive waves to be extremely close to the brain. Holding your phone close to your head can lead to headaches. It is clear that a safer alternative would be to text, as there are fewer health risks and issued associated with this.

Furthermore, I firmly believe that text messaging allows for all people to be able to make contact with each other. It is a form of communication that is heavily relied upon for those people with hearing difficulties. By being able to text, they can send and receive messages like any other person. Talking on the phone can often cause frustration and issues of miscommunication. Therefore, it is clear that text messaging far outweighs the benefits of talking on the phone.

In conclusion, text messaging far outweighs talking on the phone because it is cheaper and quicker to use, time convenient, and it significantly reduces radiation exposure. It can also help people with disabilities to communicate with others.

twinkl

visit twinkl.com.au

Mathematics::

Name:

Division (with remainders)

Division (with remainders)

1) **1132 ÷ 4 =**

2) **928 ÷ 6 =**

3) **377 ÷ 6 =**

4) **8797 ÷ 8 =**

5) **9483 ÷ 2 =**

6) **5138 ÷ 2 =**

7) **2137 ÷ 9 =**

8) **3937 ÷ 6 =**

9) **2537 ÷ 4 =**

10) **7988 ÷ 8 =**

11) **6747 ÷ 7 =**

12) **1601 ÷ 7 =**

13) **6444 ÷ 8 =**

14) **2166 ÷ 7 =**

15) **7653 ÷ 6 =**

16) **1865 ÷ 2 =**

17) **2077 ÷ 3 =**

18) **8677 ÷ 2 =**

19) **9892 ÷ 4 =**

20) **4144 ÷ 5 =**

Inverse Multiplication and Division- Extension

1) 17 864 ÷ _____ = 22
2) _____ ÷ 24 = 219
3) _____ x 26 = 23 426
4) 16 201 ÷ _____ = 17
5) _____ ÷ 26 = 266
6) _____ x 21 = 17 367
7) 6520 ÷ _____ = 20
8) _____ ÷ 12 = 813
9) _____ x 17 = 11 917
10) 8091 ÷ _____ = 29
11) _____ ÷ 27 = 509
12) _____ x 11 = 6611
13) 12 992 ÷ _____ = 14
14) _____ ÷ 15 = 584
15) _____ x 19 = 2603
16) 9405 ÷ _____ = 45
17) _____ ÷ 44 = 534
18) _____ x 59 = 29 441
19) 15 948 ÷ _____ = 36
20) _____ ÷ 47 = 534
21) _____ x 58 = 33 872
22) 29 754 ÷ _____ = 38
23) _____ ÷ 59 = 659
24) _____ x 47 = 9635
25) 37 248 ÷ _____ = 48
26) _____ ÷ 47 = 970
27) _____ x 60 = 33 120
28) 9512 ÷ _____ = 58
29) _____ ÷ 44 = 457
30 _____ x 44 = 14 212

Answers

1.		11.		21	
2.		12		22	
3.		13		23	
4.		14		24	
5.		15		25	
6.		16		26	
7		17		27	
8.		18		28	
9.		19		29	
10		20		30	

Music:

Complete the following activities. Write your answers in a booklet.

LISTENING
Choose a favourite song or piece of music in any style. Do some research about the composer/artist. *Who are they? Is it an individual or band?* *What instruments do they use/write music for?* *What style of music do they create? classical, pop, hip hop, rock etc* *What are the main features of this style of music?*

CREATING
Tuneful Trash Make an instrument using different materials from around the home. Can you make an instrument that plays different pitches or makes many different types of sounds when played in different ways?

Friday (30.7.2021)

All your work must be completed in this booklet, however if you need more space, use the workbook provided.

Reading:

Put the timer on, and read a book of your choice for 15 minutes.

Writing:

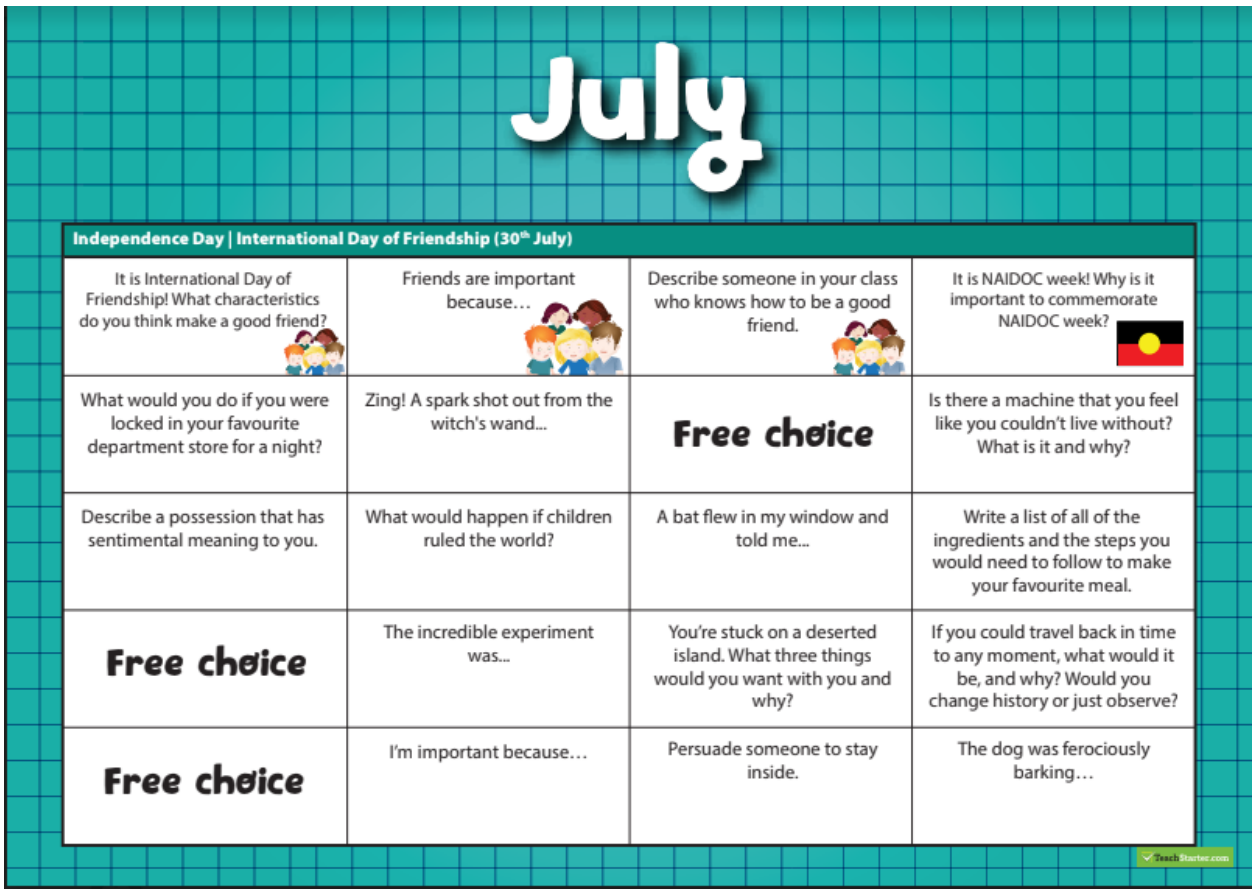

July

Independence Day | International Day of Friendship (30th July)			
It is International Day of Friendship! What characteristics do you think make a good friend?	Friends are important because…	Describe someone in your class who knows how to be a good friend.	It is NAIDOC week! Why is it important to commemorate NAIDOC week?
What would you do if you were locked in your favourite department store for a night?	Zing! A spark shot out from the witch's wand...	Free choice	Is there a machine that you feel like you couldn't live without? What is it and why?
Describe a possession that has sentimental meaning to you.	What would happen if children ruled the world?	A bat flew in my window and told me...	Write a list of all of the ingredients and the steps you would need to follow to make your favourite meal.
Free choice	The incredible experiment was...	You're stuck on a deserted island. What three things would you want with you and why?	If you could travel back in time to any moment, what would it be, and why? Would you change history or just observe?
Free choice	I'm important because…	Persuade someone to stay inside.	The dog was ferociously barking…

Using the Speed Writing chart, select a topic and type for a minimum of 30 minutes.

Don't forget to edit your writing.

Keep Australia Beautiful

1. What is keep Australia beautiful week?

2. What types of items could be littered on the ground?

3. list 3 ways litter can be dangerous to the environment.

-
-
-

4. Which items in the 'top ten pieces of litter that are thrown away', can be recycled?

-
-
-
-
-
-

5. List 2 ways all Australians can keep Australia beautiful.

-
-

6. Why do you think people litter?

Keep Australia Beautiful

Keep Australia Beautiful Week is a week to build awareness about the importance of reducing litter and ensuring we look after the environment.

Litter is any rubbish such as paper, cans and plastics left on the ground. Litter can be small items like cigarette butts and big items like containers and wrappers from food.

Top ten pieces of litter that are thrown away:

1. Cigarette butts
2. Glass bottles
3. Plastic bottles
4. Aluminium cans
5. Plastic bags
6. Plastic chip and lolly bags
7. Plastic bottle tops
8. Metal bottle tops
9. Small pieces of paper
10. Foil lolly wrapper

Litter can be dangerous to the environment. Litter on roads can lead to animals leaving their habitats to try to eat food on busy roads. Litter is a hazard to animals in the ocean. Sea animals can choke on litter as they may mistake it for food and try to eat it. Animals can also become trapped in plastic bags and other litter in their habitat. It is therefore extremely important that people reduce the amount of litter that is thrown away.

Keep Australia Beautiful Week aims to teach people about the simple ways everyone can look after the environment and to cut down the amount of rubbish they throw away. It is also a time to teach all Australians about making sure they place rubbish in the bin and not on the ground.

Keep Australia Beautiful Week is an important time to promote the importance of maintaining a clean, safe environment for animals and people alike.

What can you do to keep Australia beautiful?

- Make sure you put your rubbish in the bin;
- Say no to plastic bags;
- Have a rubbish-free lunch as often as possible;
- Reuse and recycle things you no longer need;
- Pick up rubbish if it is safe to do so.

twinkl ★ visit twinkl.com.au

Mathematics:

Write your 6, 7, 8 and 9 times tables (Twice each).

Complete the worksheet. Check your answers using a calculator.

Mixed Multiplication and Division Facts

1) 45 ÷ 5 =	21) 144 ÷ 12 =	41) 25 ÷ 5 =	61) 27 ÷ 3 =
2) 12 × 3 =	22) 2 × 2 =	42) 36 ÷ 9 =	62) 4 × 9 =
3) 99 ÷ 11 =	23) 28 ÷ 7 =	43) 32 ÷ 8 =	63) 8 × 8 =
4) 48 ÷ 6 =	24) 32 ÷ 8 =	44) 48 ÷ 4 =	64) 55 ÷ 5 =
5) 3 × 7 =	25) 9 × 6 =	45) 3 × 12 =	65) 3 × 3 =
6) 4 × 6 =	26) 2 × 11 =	46) 70 ÷ 7 =	66) 36 ÷ 3 =
7) 8 × 8 =	27) 64 ÷ 8 =	47) 11 × 2 =	67) 6 × 6 =
8) 120 ÷ 12 =	28) 72 ÷ 6 =	48) 8 × 12 =	68) 11 × 12 =
9) 24 ÷ 2 =	29) 5 × 12 =	49) 30 ÷ 6 =	69) 5 × 4 =
10) 4 × 7 =	30) 88 ÷ 8 =	50) 12 × 10 =	70) 32 ÷ 8 =
11) 9 × 5 =	31) 2 × 10 =	51) 18 ÷ 6 =	71) 45 ÷ 5 =
12) 60 ÷ 5 =	32) 5 × 2 =	52) 24 ÷ 4 =	72) 3 × 2 =
13) 81 ÷ 9 =	33) 50 ÷ 5 =	53) 60 ÷ 5 =	73) 9 × 9 =
14) 36 ÷ 3 =	34) 96 ÷ 12 =	54) 56 ÷ 7 =	74) 84 ÷ 7 =
15) 100 ÷ 10 =	35) 10 × 6 =	55) 96 ÷ 12 =	75) 7 × 12 =
16) 6 × 6 =	36) 6 × 9 =	56) 2 × 7 =	76) 72 ÷ 6 =
17) 8 × 11 =	37) 42 ÷ 7 =	57) 84 ÷ 12 =	77) 3 × 9 =
18) 56 ÷ 7 =	38) 6 × 3 =	58) 42 ÷ 6 =	78) 10 × 11 =
19) 12 ÷ 6 =	39) 2 × 7 =	59) 6 × 2 =	79) 6 × 8 =
20) 8 × 5 =	40) 8 × 7 =	60) 7 × 5 =	80) 2 × 2 =

Time: Score: / 80

Optional Activity: PE Grid

Monday	Tuesday	Wednesday	Thursday	Friday
Cycle through each exercise and then do it again two more times. *20 star jumps *20 leg curls *20 forward lunges *20 toe touches (right hand to left foot and left hand to right foot) *20 knee raises *20 knee push ups *20 squats	Choose a starting point and walk the space of 20 big steps to another point. These are the start and end points. Do relay activity back and forth. Do each one two times. Walk it, skip it, take giant steps, toe to toe steps, side gallop and jog.	Find something like two cat food tins or cans of baked beans. These are going to be your weights for today's session. Cycle through each weight exercise and then do them again two more times. 20 arm raises - start with your arms by your side, bring them straight out so your body looks like the letter T, then bring them over your head and back to your side again. Jog on the spot moving your arms as you go (1 min) 20 boxing jabs - straight out in front 20 boxing jabs - uppercut style 20 boxing jabs - across your body Plank for 30 seconds Repeat 2 more times	Choose a starting point and walk the space of 20 big steps to another point. These are the start and end points. Do relay activity back and forth. Do each one two times. Walk it, skip it, take giant steps, toe to toe steps, side gallop and jog.	Cycle through each exercise and then do it again two more times. *20 star jumps *20 leg curls *20 forward lunges *20 toe touches (right hand to left foot and left hand to right foot) *20 knee raises *20 knee push ups *20 squats

Art
Iconic Landmarks

You will need:
1: A print out the opera house
2: At least 6 colours either pencil, texta or pen
3: Foil
4: Glue stick
5: One piece of A4 paper either coloured or white
6: Scissors

How to:
1: Think about the different types of patterns that you can create. You will need at least 8 different patterns (look at the example provided).
2: Add your patterns to the opera house, use a different colour for each pattern (this will help it stand out).
3: Colour the base of the opera house with multiple colours (look at the example provided).
4: Cut around the opera house carefully.
5: Place some glue on the back of the opera house and stick it to the foil.
6: Cut around the foil.
7: Add glue to the back of the foil and stick it onto the A4 piece of paper (if you have a different coloured paper that would be great, if not just use what you have).
8: Add little cuts of the leftover foil around the opera house.
9: Take a photo of your beautiful creation and share it with your teacher.
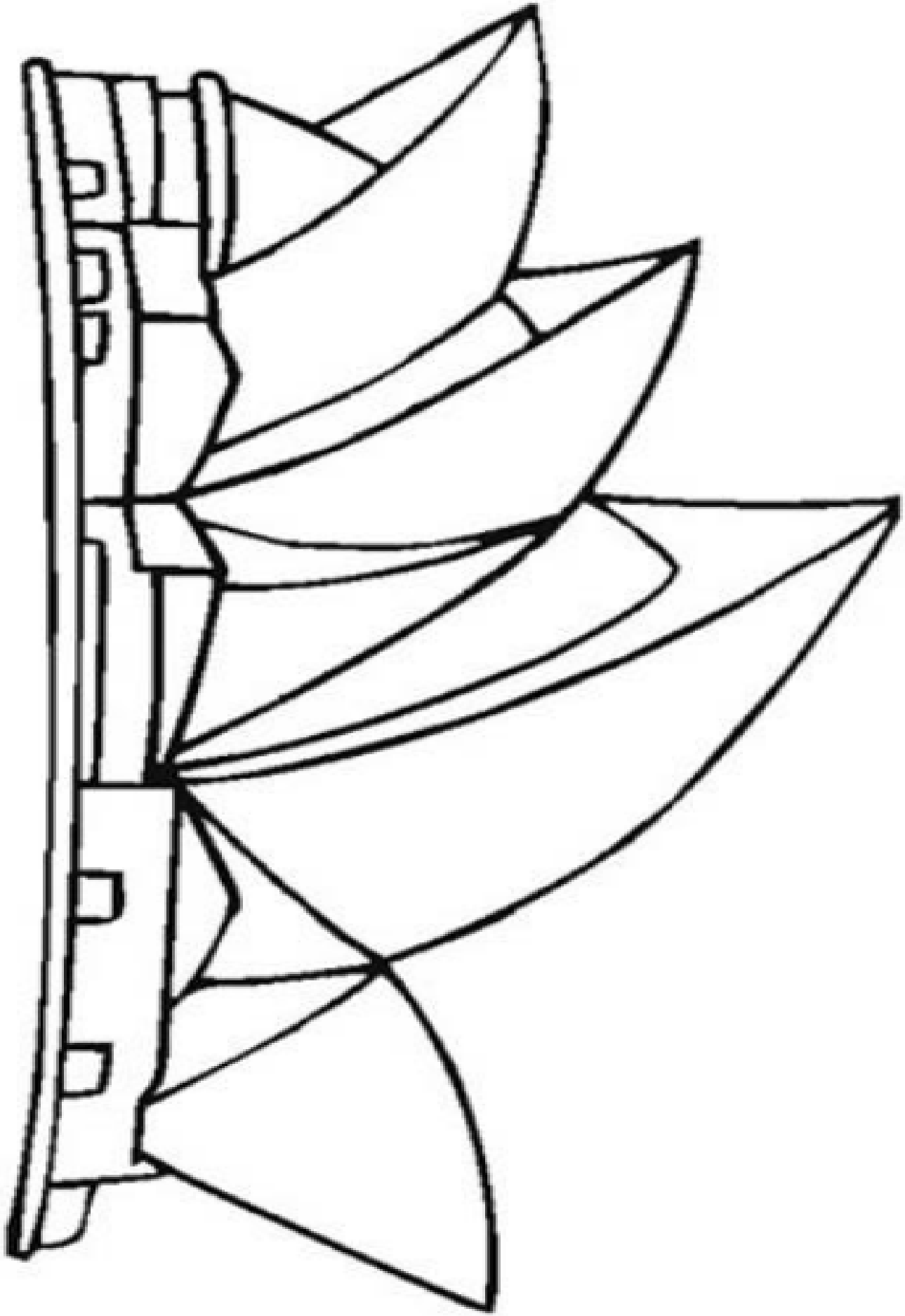
Example: