

# Online Learning

Year 1

Week 3

Soundwaves log in

[www.soundwaveskids.com.au](http://www.soundwaveskids.com.au)

Access code:

swimm661

# Weekly Task Outline Year 1

You will need access to a digital device and help from a parent/carer to complete the following activities. Approximate times for each activity will be shared on our Google Classroom.

Please go to the subject's folder to enter the work for each session.

As this week is Education week, throughout the week, there will be an education week task. It will be open on Monday and be due on Friday. You have all week to complete it.

Task: using whatever materials you have (paper, digital, recyclable scraps, even things found in your backyard etc.) Create a poster about being a "Lifelong Learner". It can be about how much you have learnt, or still have to learn. It could even be about things that your family have learnt or taught you. When it is done you can upload a picture of your poster.

	Monday 26/7	Tuesday 27/7	Wednesday 28/7	Thursday 29/7	Friday 30/7
<b>Task</b>					
<b>Morning</b>	<b>English Writing</b> Follow the Google classroom links and write an information report about lions. Alternatively, choose an animal you know about and write an information report about that	<b>English Writing</b> Listen to the story 'Tilly' and write a recount. Alternatively, choose a storybook from home and write a recount.	<b>English Writing</b> Watch the video about how to make fairy bread. Write a procedure about how to <u>make fairy bread</u> . Alternatively, you can write a procedure about a topic of your choice.	<b>English Writing</b> Pretend you are an Olympic Athlete. Choose a sport you would represent your country for. Write a list of all the items you would pack for that sport to have a successful	<b>English Writing</b> Free choice. Write about something that you love or interests you. You may like to research something new.  <b>Spelling</b> Complete the find-a-

	animal. <b>Spelling</b> Write out your list words. Pick 5 of these words and use them in 5 sentences. Underline the list word you used in each sentence. <b>Reading</b> Read a book of your choice to someone OR log onto your PMe reader account and choose a book to read.	writing your words in a silly way. Upside down and then with your eyes <u>closed</u> . <b>Reading</b> Read a book of your choice to someone OR log onto your PMe reader account and choose a book to read.	<a href="https://www.youtube.com/watch?v=w0ie7Sob5zQ">https://www.youtube.com/watch?v=w0ie7Sob5zQ</a> <b>Spelling</b> Log onto soundwaves online. And play one of the interactive games for the sound of the week. <a href="http://www.soundwaveskids.com.au">www.soundwaveskids.com.au</a> Access code: swim661 <b>Reading</b> Read a book of your choice to someone OR log onto your PMe reader account and choose a book to read.	<b>Spelling</b> Word Tile Spelling. Using the word tiles of your spelling words, write the equation (1+2+1+3), then the total sum (the answer) for each word. <b>Reading</b> Read a book of your choice to someone OR log onto your PMe reader account and choose a book to read.	Olympic Games. <b>Spelling</b> Word Tile Spelling. Using the word tiles of your spelling words, write the equation (1+2+1+3), then the total sum (the answer) for each word. <b>Reading</b> Read a book of your choice to someone OR log onto your PMe reader account and choose a book to read.	word of your spelling words. <b>Reading</b> Read a book of your choice to someone OR log onto your PMe reader account and choose a book to read.
<b>Break</b> 30 min	Have a snack and play a game with Mum or Dad.					
<b>Middle</b>	<b>Mathematics</b> Practice counting to 100 with the Dan Hartman video. Then write the numbers 1-50 forwards and backwards on a piece of paper. <b>Numbers on a Number Line</b> - Complete the worksheets.	<b>Mathematics</b> Practice counting by 2's, 5's and 10's with the Dan Hartman video. If you can, write out the 2 times tables up to 12 on a piece of paper. <b>Partitioning two-digit numbers</b> - Complete the worksheet.	<b>Mathematics</b> Practice counting to 100 with the Dan Hartman video. Then write the numbers 51-100 on a piece of paper. <b>The Role of Zero in Numbers</b> - Watch the YouTube clip and then complete the worksheet.	<b>Mathematics</b> Count by 3's to 60 and 50's to 500 as quickly as you can. <b>Measuring Area</b> - Watch the video about measuring area. Complete the worksheets about covering and estimating area. Use some building	<b>Mathematics</b> Write out the Friends of 10 and 20. Time yourself and see if you can better last week's time. <b>Adding and Subtracting</b> - Complete the addition and subtraction worksheets. Challenge yourself and do all four.	

				blocks or Lego to measure the area of the table you're working at, a book and a tile on the floor in your house. Record the measurements on the table in Google docs. Then find some more things to measure the area they cover.	
<b>Break 30 min</b>	Have some lunch and play a game with Mum or Dad.				
<b>Afternoon</b>	<b>Chalk Art</b> You will need chalk and your imagination! Draw a picture! Put yourself in it! Take a photo and upload it!	<b>Sticky Love Notes</b> Using sticky notes and pencils, sharpies or textas write some messages for your family and hide them in different places for them too.	<b>Your Choice:</b> <b>Clean Out</b> Help Mum and/or Dad do a clean out. You might find some things that you haven't seen for a while, or even find some things to donate to a charity if you are not using them anymore.  <b>OR</b> <b>Olympic Mindfulness Colouring</b> Complete the mindfulness colouring. You might want to have some relaxing music in the background to help you relax.	<b>Directed Drawing</b> Head to YouTube and choose a directed drawing from Kids Art Hub.  Some ideas have been loaded for you in the Google Classroom	<b>Be a Rock Star!</b> Create a music/dance routine to your favourite song and "rock out". Pretend you are giving a concert and record (if you feel comfortable) yourself being a Rockstar to upload onto the Google Classroom. (if you are uploading, please make sure the song is appropriate - no swearing in the lyrics)

# Year 1 Spelling Words

(unit 21 'ar' as in star)

are	card
car	part
far	park
bar	bark
arm	ask
art	after
farm	last
star	fast

## Extension Words

afternoon	garden
aren't	laugh
asked	mask
asking	party
banana	past
basket	spark
carpet	start
class	tomato

Write your spelling words here

---

---

---

---

---

---

---

---

---

---

---

---

---

---

---

---

---

---

---

---

Put them into 5 sentences

- 1. 

---
- 2. 

---
- 3. 

---
- 4. 

---
- 5. 

---

Write an information report on lions. Write about their classification, appearance, habitat, diet and any interesting facts.

\*LION\* Animals for Kids All Things Animal TV:

[https://www.youtube.com/watch?v=qnaXJf\\_yaj8&t=1s](https://www.youtube.com/watch?v=qnaXJf_yaj8&t=1s)

Lion Cam Melbourne Zoo:

[https://www.youtube.com/watch?v=gTz\\_7tKUfYM](https://www.youtube.com/watch?v=gTz_7tKUfYM)

Art hub lion:

<https://www.youtube.com/watch?v=dWGsSch52q70&t=504s>

Name: \_\_\_\_\_

\_\_\_\_\_

## **Classification**

\_\_\_\_\_

## **Size and Appearance**

\_\_\_\_\_

\_\_\_\_\_

\_\_\_\_\_

## **Habitat**

\_\_\_\_\_

\_\_\_\_\_

\_\_\_\_\_

## **Diet**

\_\_\_\_\_

\_\_\_\_\_

\_\_\_\_\_

## **Interesting Facts**

\_\_\_\_\_

\_\_\_\_\_

\_\_\_\_\_

\_\_\_\_\_

\_\_\_\_\_



**Picture**



Use this link to practice counting to 100.

<https://www.youtube.com/watch?v=0TgLtF3PMOc>

On the back of this page, write the numbers 1-50 counting forwards and backwards.

Name \_\_\_\_\_

Date \_\_\_\_\_

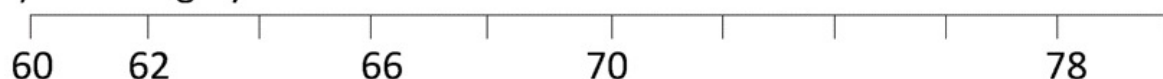


## NUMBER LINES TO 200 SHEET 4

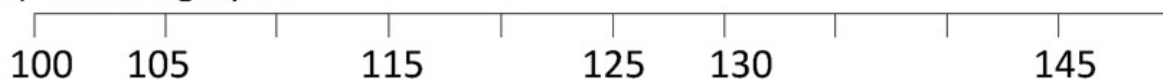
*These number lines are going up by 2s, 5s and 10s.*

*Write in the missing numbers on the number lines.*

1) Counting by 2s



2) Counting by 5s



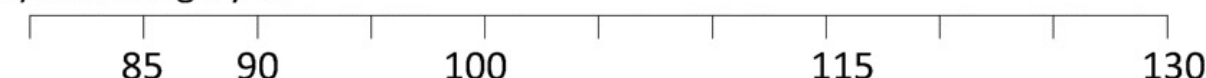
3) Counting by 10s



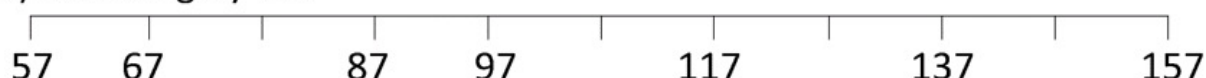
4) Counting by 2s



5) Counting by 5s



6) Counting by 10s



Write the numbers 1-50 counting forwards and backwards

# Chalk Art

You will need chalk  
and your imagination!

Draw a picture!

Put yourself in it!

Take a photo and

upload it!








# SILLY WRITING



Directions: Trace the word, then write it upside down and with your eyes closed.

TRACE WORD		UPSIDE DOWN		EYES CLOSED	
are					
car					
far					
bar					
art					
star					
card					
park					
bark					
ask					
after					
last					

## Recount

1. If you have access to the internet, listen to the story:

Tilly by Anna Walker and Jane Godwin

[https://www.youtube.com/watch?v=6Z1W08\\_loY8](https://www.youtube.com/watch?v=6Z1W08_loY8)

2. Write a recount of the story. What happened in the beginning, middle and end? Use time connectives, for example: first, then, next, after that, finally.

Use the lines on the next page.

If you do not have access to the internet, choose a story book you have at home. Read it or have an adult read it to you.

Write a recount of the story. What happened in the beginning, middle and end? Use time connectives, for example: first, then, next, after that, finally.

## This image shows a single sheet of white paper with horizontal ruling lines. The lines are evenly spaced and run across the width of the page. There are no margins, text, or other markings on the paper.



Practice counting by 2s, 5s and 10s up to 100. You can use the video link to help you

[https://www.youtube.com/watch?v=q\\_yUC1NCFkE](https://www.youtube.com/watch?v=q_yUC1NCFkE)



Let's partition 2-digit numbers in different ways.

1.  $53 = 50 + 3$  or  $40 + \square$  or  $30 + \square$

2.  $72 = 70 + 2$  or  $60 + \square$  or  $30 + \square$

3.  $46 = 40 + 6$  or  $30 + \square$  or  $10 + \square$

4.  $59 = 50 + 9$  or  $40 + \square$  or  $30 + \square$

5.  $76 = 70 + 6$  or  $60 + \square$  or  $20 + \square$

6.  $93 = 90 + 3$  or  $80 + \square$  or  $50 + \square$

7.  $32 = 30 + 2$  or  $20 + \square$  or  $10 + \square$


8.  $68 = 60 + 8$  or  $50 + \square$  or  $20 + \square$





## Sticky Love Notes

Using sticky notes and sharpies write some messages for your family and hide them in different places for them to





## Procedure

Watch the video about how to make fairy bread. Write a procedure about how to make fairy bread.

Alternatively, you can write a procedure about a topic of your choice.

<https://www.youtube.com/watch?v=woje7Sob5zQ>

**Optional bonus activity** - you might like to make some fairy bread your self (or with a parents or older sibling's help) and take a photo or video of your fairy bread or draw a picture of it.

# How to Make Fairy Bread

Ingredients:

---

---

---

---

---

---

---

---

Method:

---

---

---

---

---

---

---

---

---

---

---

---

---

---

---

---

Use this link to practice counting to 100.

<https://www.youtube.com/watch?v=0TgLtF3PMOc>

On the back of this page, write the numbers 51-100 counting forwards. Can you go backwards too!

Use this link to help you with the worksheet.

<https://www.youtube.com/watch?v=epEq3HXtkZE>

Write these numbers correctly:

1.Sixty- \_\_\_\_\_

2.One hundred- \_\_\_\_\_

3.Thirty-seven- \_\_\_\_\_

4.One hundred and two- \_\_\_\_\_

5.Two hundred- \_\_\_\_\_

6.Fifty-eight- \_\_\_\_\_

7.One hundred and forty- \_\_\_\_\_

8.One hundred and fifteen- \_\_\_\_\_

9.Two hundred and ninety- \_\_\_\_\_

10.One thousand and twenty three- \_\_\_\_\_

Add the zero to these numbers:


3 \_\_, 4 \_\_ 5, 1 \_\_ 2, 7 \_\_ 4, 1 \_\_ \_\_ 8, 3 \_\_ 1, 5 \_\_ \_\_, 2 \_\_ 7,  
1 \_\_ 5 \_\_ .

Write some 2-digit, 3-digit and 4-digit numbers using zeros:

---

---

Write the numbers 51-100 counting forwards



Pretend you are an Olympic Athlete. Choose a sport you would represent your country for. Write a list of all the items you would pack for that sport to have a successful Olympic Games.

My Sport:

My List:

Watch the clip about measuring area.

<https://www.youtube.com/watch?v=UXHy9GImgrA>

Use the table to record the area that various items at home or school cover using building blocks or lego of the same size.

Item	Measurement-blocks
desk	
book	
tile	



# WORD TILE SPELLING

Directions: Add the sum of the letter tiles for each of your spelling words.

Spelling Word	Equation	Sum
a <sub>1</sub> r <sub>1</sub> e <sub>1</sub>		
c <sub>3</sub> a <sub>1</sub> r <sub>1</sub>		
f <sub>4</sub> a <sub>1</sub> r <sub>1</sub>		
b <sub>3</sub> a <sub>1</sub> r <sub>1</sub>		
a <sub>1</sub> r <sub>1</sub> t <sub>1</sub>		
s <sub>1</sub> t <sub>1</sub> a <sub>1</sub> r <sub>1</sub>		
c <sub>3</sub> a <sub>1</sub> r <sub>1</sub> d <sub>2</sub>		
p <sub>3</sub> a <sub>1</sub> r <sub>1</sub> k <sub>5</sub>		
b <sub>3</sub> a <sub>1</sub> r <sub>1</sub> k <sub>5</sub>		
a <sub>1</sub> s <sub>1</sub> k <sub>5</sub>		
a <sub>1</sub> f <sub>4</sub> t <sub>1</sub> e <sub>1</sub> r <sub>1</sub>		
l <sub>1</sub> a <sub>1</sub> s <sub>1</sub> t <sub>1</sub>		





# LOVE TO DRAW

**Grab your Sharpies and some paper!**

**Head to  
art for kids hub  
Utube.**

**Choose your favourite thing  
to draw.**

**Draw away!**



Some ideas

Unicorn Ice cream cone:

<https://www.youtube.com/watch?v=sjU9tEobw78>

Olympic Boxer

[https://www.youtube.com/watch?v=jsJo\\_RR9bqI](https://www.youtube.com/watch?v=jsJo_RR9bqI)

Folding Shark Puppet

<https://www.youtube.com/watch?v=wy2-3BxdtYY>

Weight Lifter

<https://www.youtube.com/watch?v=JhvEM8Xe1SE>

Something that I love or interests me...

This image shows a single sheet of white paper with horizontal blue or grey ruling lines. The lines are evenly spaced and run across the width of the page. There are approximately 20 lines visible. The paper has a slight shadow on its right side, suggesting it's resting on a surface. There is no handwriting or other markings on the paper.

# Unit 21 'ar' as in star

l	u	c	f	l	f	a	s	t	y
a	a	a	a	l	b	a	r	k	w
s	j	r	r	w	x	t	c	c	v
t	k	d	i	c	a	r	t	y	k
s	t	a	r	b	a	n	b	a	r
h	q	p	c	a	r	p	a	r	t
f	f	a	r	k	m	f	s	a	w
u	a	r	i	r	i	u	k	r	h
n	r	k	u	j	l	t	j	e	f
i	m	a	f	t	e	r	u	u	m

after  
card  
bark  
are  
bar  
ask

farm  
part  
last  
car  
arm

star  
park  
fast  
far  
art

# Addition Worksheets

$$\begin{array}{r} 17 \\ + 3 \\ \hline \end{array}$$

$$\begin{array}{r} 16 \\ + 2 \\ \hline \end{array}$$

$$\begin{array}{r} 18 \\ + 1 \\ \hline \end{array}$$

$$\begin{array}{r} 14 \\ + 5 \\ \hline \end{array}$$

$$\begin{array}{r} 15 \\ + 3 \\ \hline \end{array}$$

$$\begin{array}{r} 15 \\ + 2 \\ \hline \end{array}$$

$$\begin{array}{r} 20 \\ + 0 \\ \hline \end{array}$$

$$\begin{array}{r} 19 \\ + 2 \\ \hline \end{array}$$

$$\begin{array}{r} 17 \\ + 3 \\ \hline \end{array}$$

$$\begin{array}{r} 17 \\ + 2 \\ \hline \end{array}$$

$$\begin{array}{r} 16 \\ + 5 \\ \hline \end{array}$$

$$\begin{array}{r} 11 \\ + 3 \\ \hline \end{array}$$

$$\begin{array}{r} 15 \\ + 4 \\ \hline \end{array}$$

$$\begin{array}{r} 18 \\ + 0 \\ \hline \end{array}$$

$$\begin{array}{r} 17 \\ + 0 \\ \hline \end{array}$$

$$\begin{array}{r} 19 \\ + 1 \\ \hline \end{array}$$

$$\begin{array}{r} 13 \\ + 2 \\ \hline \end{array}$$

$$\begin{array}{r} 13 \\ + 5 \\ \hline \end{array}$$

$$\begin{array}{r} 17 \\ + 3 \\ \hline \end{array}$$

$$\begin{array}{r} 15 \\ + 5 \\ \hline \end{array}$$

$$\begin{array}{r} 10 \\ + 2 \\ \hline \end{array}$$

$$\begin{array}{r} 10 \\ + 10 \\ \hline \end{array}$$

$$\begin{array}{r} 13 \\ + 3 \\ \hline \end{array}$$

$$\begin{array}{r} 10 \\ + 2 \\ \hline \end{array}$$

## SUBTRACTION UP TO 20 SHEET 3

ONE TO FORTY CHALLENGE - see how fast you can work these out!

$$1) \quad 13 - 1 = \underline{\quad}$$

$$2) \quad 14 - 3 = \underline{\quad}$$

$$3) \quad 7 - 6 = \underline{\quad}$$

$$4) \quad 11 - 1 = \underline{\quad}$$

$$5) \quad 12 - 4 = \underline{\quad}$$

$$6) \quad 18 - 1 = \underline{\quad}$$

$$7) \quad 5 - 5 = \underline{\quad}$$

$$8) \quad 12 - 2 = \underline{\quad}$$

$$21) \quad 18 - 6 = \underline{\quad}$$

$$22) \quad 19 - 4 = \underline{\quad}$$

$$23) \quad 20 - 3 = \underline{\quad}$$

$$24) \quad 18 - 17 = \underline{\quad}$$

$$25) \quad 16 - 8 = \underline{\quad}$$

$$26) \quad 19 - 9 = \underline{\quad}$$

$$27) \quad 20 - 7 = \underline{\quad}$$

$$28) \quad 16 - 16 = \underline{\quad}$$

**Grab your favourite song.**

**Dress up.**

**Record your version.**

**Upload it for us to see.**

**YOU'RE A .....**

**ROCKSTAR**

