

# Online Learning

Year 1

Week 2

Soundwaves log in

[www.soundwaveskids.com.au](http://www.soundwaveskids.com.au)

Access code:

swimm661

## Weekly Task Outline Year 1

You will need access to a digital device and help from a parent/carer to complete the following activities. Approximate times for each activity will be shared on our Google Classroom.

Please go to the subject's folder to enter the work for each session.

	Monday 19/7	Tuesday 20/7	Wednesday 21/7	Thursday 22/7	Friday 23/7
<b>Task</b> <b>Morning</b>	<p><b>English Writing</b> Follow the Google classroom links and write an information report about elephants. Alternatively, choose an animal you know about and write an information report about that animal.</p> <p><b>Spelling</b> Write out your list words. Pick 5 of these words and use them in 5 sentences. Underline the list word you used in</p>	<p><b>English Writing</b> Listen to the story 'Kookaburra, Kookaburra' and write a recount. Alternatively, choose a storybook from home and write a recount.</p> <p><b>Spelling</b> Create a secret code for each letter of the alphabet. Write out your words in this secret code.</p> <p><b>Reading</b> Read a book of your</p>	<p><b>English Writing</b> Watch the video about how to make a paper aeroplane. Select one of the three aeroplanes to write a procedure about. Alternatively, you can write a procedure about a topic of your choice.</p> <p><a href="https://www.youtube.com/watch?v=3dbmsdprJqA">https://www.youtube.com/watch?v=3dbmsdprJqA</a></p> <p><b>Spelling</b> Log onto soundwaves online. And play one of</p>	<p><b>English Writing</b> Imagine you are representing your country at the Olympic games 2021. Create a mascot for your team and give it a name. Write a description of your mascot using noun groups.</p> <p><b>Spelling</b> Spelling maze. Write some of your words inside the maze. Then complete the maze making sure you pass</p>	<p><b>English Writing</b> Free choice. Write about something that you love or interests you. You may like to research something new.</p> <p><b>Spelling</b> Complete the find-a-word of your spelling words.</p> <p><b>Reading</b> Read a book of your choice to someone <b>OR</b> log onto your PMe reader account and</p>



	each sentence. <b>Reading</b> Read a book of your choice to someone <b>OR</b> log onto your PMe reader account and choose a book to read.	choice to someone <b>OR</b> log onto your PMe reader account and choose a book to read.	the interactive games for the sound of the week. <a href="http://www.soundwaveskids.com.au">www.soundwaveskids.com.au</a> Access code: swim661 <b>Reading</b> Read a book of your choice to someone <b>OR</b> log onto your PMe reader account and choose a book to read.	through each word as you go. <b>Reading</b> Read a book of your choice to someone <b>OR</b> log onto your PMe reader account and choose a book to read.	choose a book to read.
<b>Break</b> <b>30 min</b> <b>Middle</b>	<b>Mathematics</b> Practice counting by 2's and 5's to 100  Place Value- Complete the worksheets about place value with numbers up to 3 digits.	<b>Mathematics</b> Practice your friends of 10 and 20. Time yourself as you write them down.  Numbers with pictures and diagrams- Complete the worksheets about numbers in different ways. With blank sheets you can choose any number. If you'd like to do more or higher numbers, write the information on a piece of paper.	Have a snack and play a game with Mum or Dad.		
	<b>Mathematics</b> Practice counting by 2's and 5's to 100  Place Value- Complete the worksheets about place value with numbers up to 3 digits.	<b>Mathematics</b> Say the doubles of numbers up to 10 three times to someone at home. Comparing lengths- Using the template, list 10 things in your bedroom or classroom. Rank them from shortest to longest and measure them if you can. Write down your observations about the longest, shortest and things that are longer than others. If you can, do it with objects in another room in your house or school.	<b>Mathematics</b> Practice counting by 3's to 60 if you can. The metre-Ask to borrow and use a measuring tape or ruler. Walk around your house and yard or school and look for as many things that measure about a metre. Measure to check. Then complete the worksheet on Google classroom.	<b>Mathematics</b> Practice counting by 10's to 200 and by 100's to 1000. Adding and Subtracting- Complete the Flip Flap book activity and take a photo to upload.	

<b>Break</b> 30 min	Have some lunch and play a game with Mum or Dad.				
<b>Afternoon</b>	<p><b>Nature art</b></p> <p>Go for a walk in your backyard. Collect as many different looking leaves as you can find. Use the leaves and your imagination to create an artwork.</p>	<p><b>Let's make music!</b></p> <p>Use body percussion to make some music and perform it to your family.</p>	<p><b>Shape monsters</b></p> <p>Build or draw a shape monster. Give it a name that describes it.</p>	<p><b>Fruit maze</b></p> <p>Complete the fruit maze by getting each fruit into the correct box. Which fruit can get to its box the quickest? Can you make your own maze?</p>	<p><b>Throw, clap and catch</b></p> <p>Throw the ball in the air and clap as many times as possible before trying to catch the ball.</p>

# Year 1 Spelling Words

(unit 20 p & r)

pram

press

plan

plane

rock

ring

rake

read

spill

speak

kept

puppy

ride

rode

sorry

carry

## Extension Words

apple

happy

people

picture

raining

receive

remember

river

price

princess

prize

puppet

worry

write

writing

wrong

Write your spelling words here

---

---

---

---

---

---

---

---

---

---

---

---

---

---

---

---

---

---

---

---

---

---

Put them into 5 sentences

1. \_\_\_\_\_

2. \_\_\_\_\_

3. \_\_\_\_\_

4. \_\_\_\_\_

5. \_\_\_\_\_

## Information report: Elephants

1. Watch the video 'Elephant Facts for Kids'

<https://www.youtube.com/watch?v=86YW3Bo9Sqc>

2. Write an information report about elephants. Template is on the next page

3. Draw and label an elephant. Use Art Hub if you like:

<https://www.youtube.com/watch?v=xAmHyiY6IY>

4. You may like to watch the elephants on livecam at San Diego Zoo in America:

<https://www.sdzsafari.org/cams/elephant-cam>

Name: \_\_\_\_\_

---

**Classification**

\_\_\_\_\_

**Size and Appearance**

\_\_\_\_\_

**Habitat**

\_\_\_\_\_

**Diet**

\_\_\_\_\_

**Interesting Facts**



**Picture**



Name

Date



## PLACE VALUE TENS AND ONES 1

Fill in the number of tens and ones.

23 =   2   tens   3   ones

36 =        tens        ones

61 =        tens        ones

89 =        tens        ones

14 =        tens        ones

90 =        tens        ones

43 =        tens        ones

55 =        tens        ones

38 =        tens        ones

67 =        tens        ones

40 =        tens        ones

74 =        tens        ones

17 =        tens        ones



# Secret Code

Next to each letter create a secret code. Use this code to write out your spelling words

a   b   c   d   e   f   g   h   i   j   k   l   m

n   o   p   q   r   s   t   u   v   w   x   y   z

---

---

---

---

---

---

---

---

---

---

---

---

---

---

---

---

---

---

---

---

---

---

## Recount

1. If you have access to the internet, listen to the story:  
'Kookaburra, Kookaburra'

<https://www.youtube.com/watch?v=FrKGsnPVRww>

2. Write a recount of the story. What happened in the beginning, middle and end? Use time connectives, for example: first, then, next, after that, finally.

Use the lines on the next page.

If you do not have access to the internet, choose a story book you have at home. Read it or have an adult read it to you.

Write a recount of the story. What happened in the beginning, middle and end? Use time connectives, for example: first, then, next, after that, finally.

# My Recount

---

---

---

---

---

---

---

---

---

---

---

---

---

---

---

---

---

---

---

---

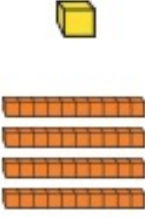
---

---

---

# Roll, Write, Expand and Draw

Roll 2 dice to make a 2-digit number. Fill in the boxes to show the number in 5 different ways, the first one is done for you.

My Number in Numerals	My Number in Words	My Number in Tens and Ones	My Number in Expanded Form	My Number in Pictures
41	forty-one	$\frac{4}{1}$ tens ones	$40 + 1 = 41$	
		$\frac{\quad}{\quad}$ tens ones	$\quad + \quad = \quad$	
		$\frac{\quad}{\quad}$ tens ones	$\quad + \quad = \quad$	
		$\frac{\quad}{\quad}$ tens ones	$\quad + \quad = \quad$	
		$\frac{\quad}{\quad}$ tens ones	$\quad + \quad = \quad$	

## Procedure

1. Watch the video “How to Make 3 EASY Paper Airplanes that Fly Far”

<https://www.youtube.com/watch?v=3dbmsdprJoA> or read through the “How to Make a Paper Aeroplane - Procedure” handout.

2. Select your favourite paper aeroplane to make.

3. Write a procedure about “How to make a paper aeroplane”.

The template is on the next page

4. **Optional bonus activity** - you might like to take a photo or video of your aeroplane or draw a picture of it.

# How to Make a Paper Aeroplane

## Things You Will Need:

---

---

---

---

---

---

---

---

## How to Make it:

---

---

---

---

---

---

---

---

---

---

---

---



Find 10 things in your bedroom and write them down. Compare them and rank them from smallest (1) to largest (10) and using some playing cards measure how long each item is.

Comparing Length

<b>Item</b>	<b>Rank (1-10)</b>	<b>Measurement</b>


Observations: \_\_\_\_\_  
\_\_\_\_\_



# My Shape Monster

By: \_\_\_\_\_

- Build it.
- Draw it.
- Write about it!



---

---

---

---

---

---

---

## **Description Writing**

At JEPS, we have our school mascot Nowra the black cockatoo.

1. Imagine you are representing your country at the Olympic games 2021.

2. Create a mascot for your team and give it a name.

3. Write a description of your mascot using noun groups. (An example of this could be; big, black wings that are used for flying or sharp, grey claws it uses to hunt its prey).

**Optional bonus activity:** Draw your mascot with you at an olympics event of your choice.

# My Olympics Mascot

---

---

---

---

---

---

---

---

---

---

---

---

---

---

---

---

---

---

---

---


---

---

---

---

---



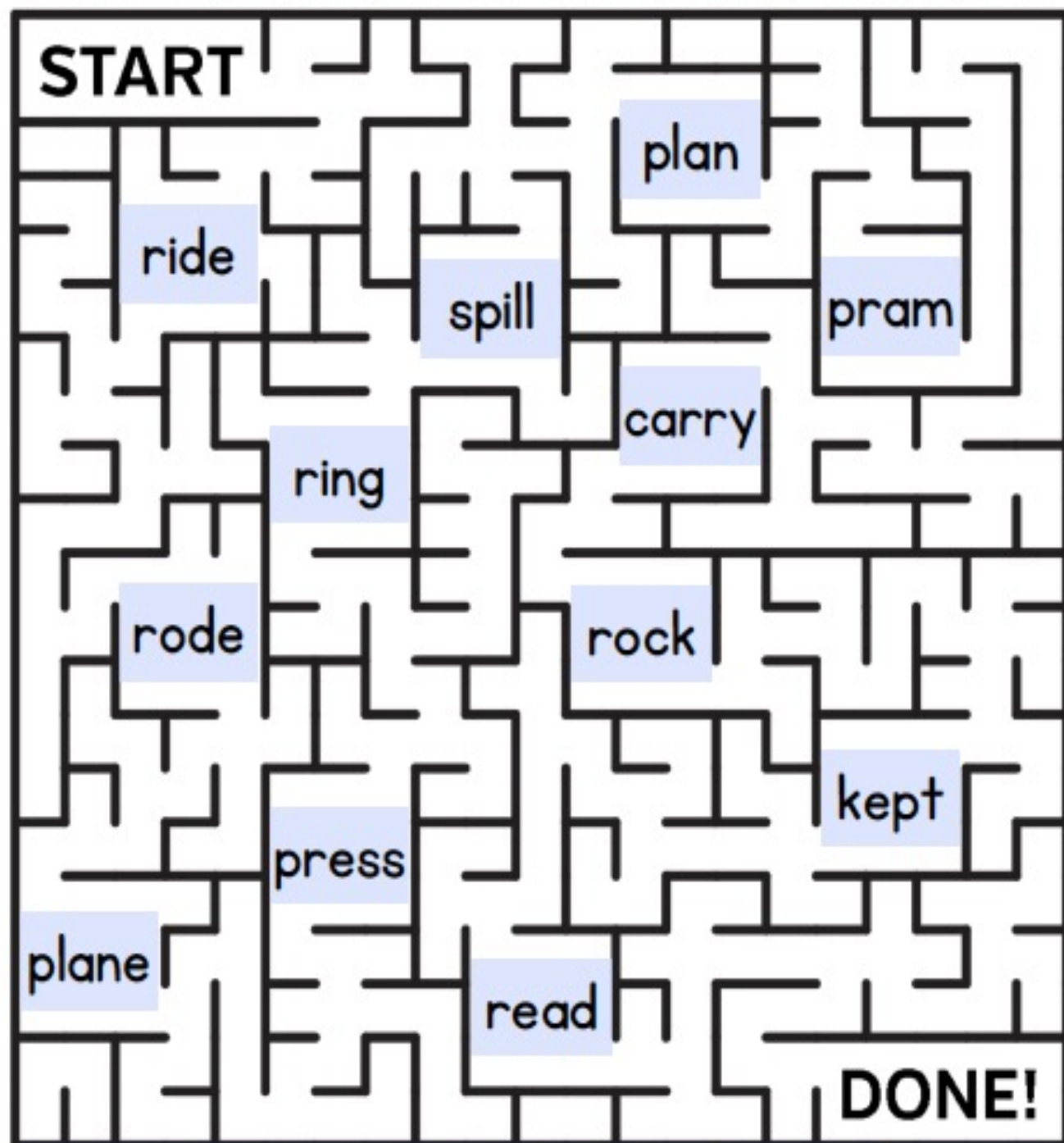
Ask to borrow a measuring tape or ruler and walk around your house looking for things that are less than a metre, about one metre or more than one metre, and draw or write them in the boxes below.

### The Metre

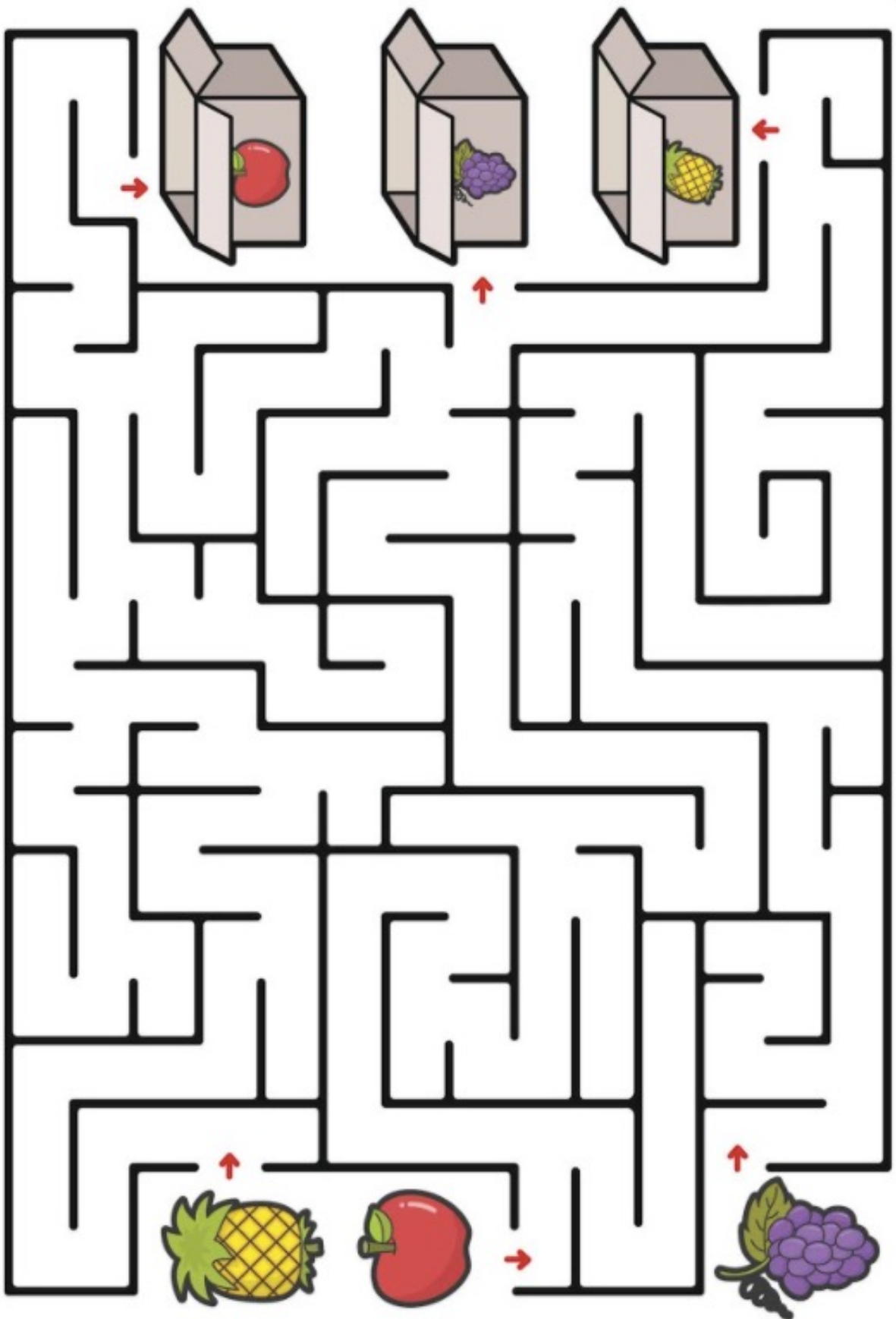
Less than a Metre	One Metre	More than a Metre

# SPELLING MAZE

Directions: Make your way through the maze. Check off your spelling words as you see them.



pram	plan	kept	ride	carry	read
press	plane	spill	rode	ring	rock



Something that I love or interests me...

---

---

---

---

---

---

---

---

---

---

---

---

---

---

---

---

---

---

---

---

---

---

---

---

---


---

---

---

---

---



# Unit 20 - p & r

y	r	p	a	k	e	p	t	a	s
o	i	l	r	s	p	i	l	l	p
h	d	a	e	j	g	r	a	k	e
r	e	n	a	n	z	l	a	s	a
i	y	v	d	b	h	w	s	o	k
n	s	p	r	e	s	s	p	r	c
g	p	u	p	p	y	p	l	r	a
c	p	r	a	m	v	x	a	y	r
z	r	o	c	k	g	d	n	j	r
r	o	d	e	n	x	h	e	h	y

press  
speak  
pram  
ring  
kept  
carry

plane  
puppy  
plan  
rake  
ride

spill  
sorry  
rock  
read  
rode



Try and solve these as quick as you can. You may want to time yourself

$10 + 7 =$	$9 + 0 =$
$12 + 3 =$	$5 + 3 =$
$20 - 9 =$	$20 - 12 =$
$18 - 1 =$	$15 - 10 =$

$10 + 7 =$	$9 + 0 =$
$12 + 3 =$	$5 + 3 =$
$20 - 9 =$	$20 - 12 =$
$18 - 1 =$	$15 - 10 =$