




# Kindergarten Home Learning


Term 3 Week 2



# Monday



Don't forget to check in to google classroom if you are working at home today.



trace it

it's

it's

write it

\_\_\_\_\_

\_\_\_\_\_

colour it

it's


it's

find it

|      |      |      |      |      |      |
|------|------|------|------|------|------|
| day  | it's | it's | make | it's | back |
| it's | it's | back | it's | make | it's |
| day  | it's | day  | it's | it's | it's |

Match the  
picture to the  
letter with the  
same beginning  
sound:

|   |     |   |
|---|-----|---|
| i | t's | s |
|   |     |   |



# Words With "at"



Cut out the words. Glue the words beside the matching picture.

Name \_\_\_\_\_

hat


bat

fat


cat

rat







# Pigs




This is a pig. A pig is a mammal. A pig gives us bacon, ham and pork. 2



Pigs can live on a farm. Pigs eat plants and vegetables. Some pigs eat meat. 3




Pigs have a flat nose called a snout. They also have a curly tail. 4



A baby pig is called a piglet. A piglet drinks its mother's milk.

5




Pigs like to roll in the mud. They roll in the mud to keep their bodies cool.

6

## Read these words

is  
us  
in  
can

pig  
ham  
mud  
flat  
are  
like  
have  
they



Pigs are very smart animals. They are also very calm animals.

7

8



What's it Worth?

Name: \_\_\_\_\_

I can identify values of Australian

Coins.

Match the coins with their values.



5c



10c



20c



50c



\$1



\$2

What's it Worth?

Name: \_\_\_\_\_

I can identify values of Australian

notes.

Match the notes with their values.



\$5



\$10



\$20




\$50



\$100

# Tuesday



Don't forget to check in to google classroom if you are working at home today.



Name \_\_\_\_\_

Read

We will **make** a cake.

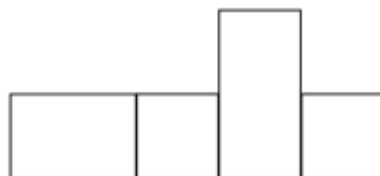


**make**


Trace

*make*

Letter boxes



Dab or colour  
the popcorn



Write it in a sentence


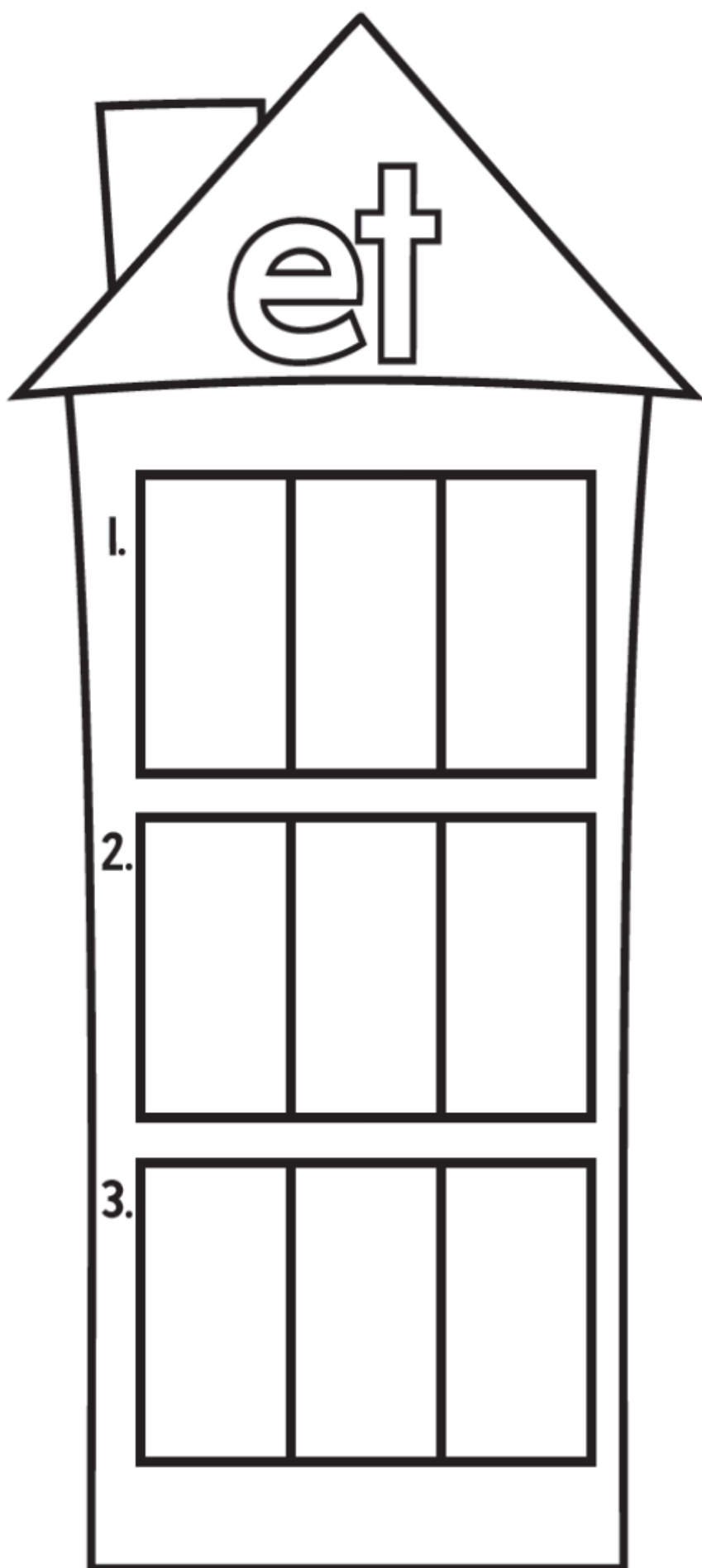
We will \_\_\_\_\_ a cake.

Make it



© Rhonda Baldacchino 2015


a m e k



# Pigs

Name: \_\_\_\_\_

Pigs live on farms.  
They are very  
intelligent. They  
roll in the mud to  
keep cool.



Trace the letters and words below, then  
write them on your own.

P P P



p p p



pig pig

Name: \_\_\_\_\_

# Sorting Australian Coins

*I can identify values of  
Australian coins.*

\$2

\$1

50c

20c




10c

5c






# Make Your Own BARNYARD PIG





# Wednesday



Don't forget to check in to google classroom if you are working at home today.



trace it

back back

write it

\_\_\_\_\_

colour it


back back

find it

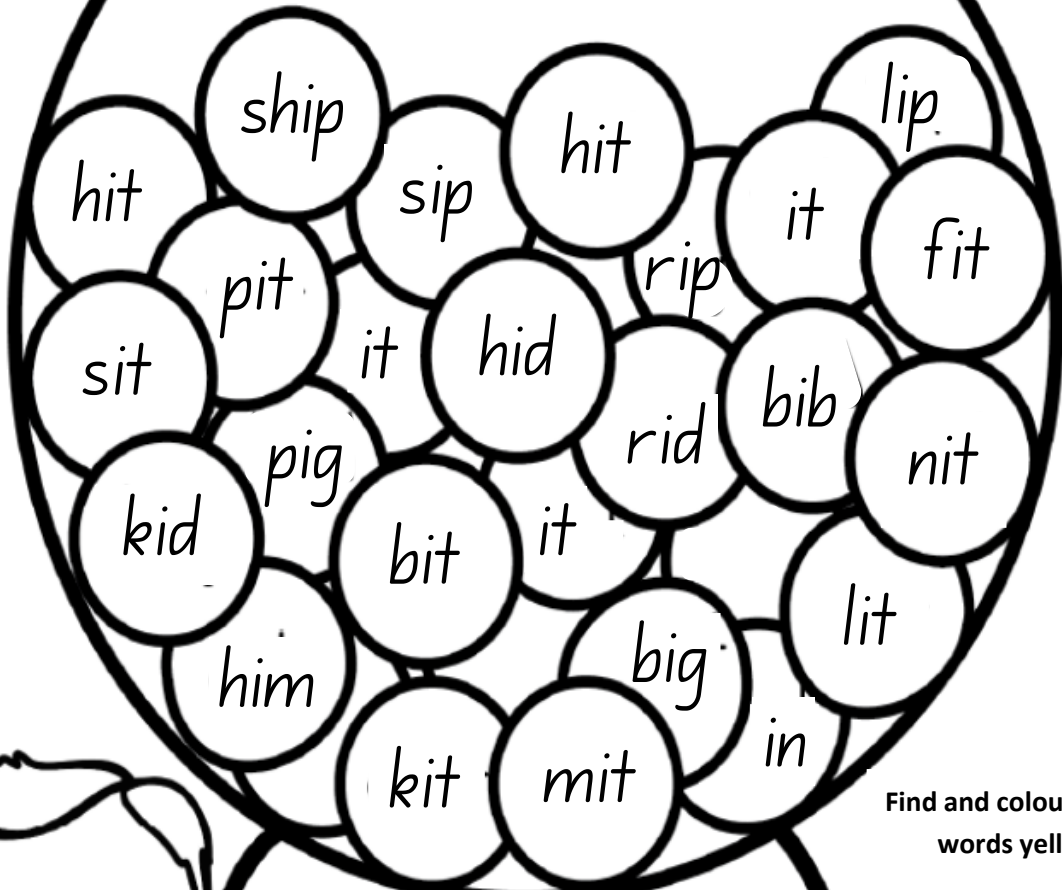
|      |      |      |      |      |      |
|------|------|------|------|------|------|
| it's | day  | back | make | it's | back |
| back | day  | day  | back | back | make |
| back | make | back | day  | it's | back |

Match the picture to the letter with the same beginning sound:

|          |          |          |          |
|----------|----------|----------|----------|
| <b>b</b> | <b>a</b> | <b>c</b> | <b>k</b> |
|          |          |          |          |



# Word Family Find and Colour




Find and colour the 'it'  
words yellow.

Colour all the other  
words any colour you

*it-yellow*



**it**




\* It's time to feed the pigs on the farm.

\* It's time to feed the pigs on the farm.

|     |      |      |    |       |        |    |      |     |
|-----|------|------|----|-------|--------|----|------|-----|
| the | pigs | feed | to | farm. | * It's | on | time | the |
|-----|------|------|----|-------|--------|----|------|-----|



# Do you like pigs?



Write your opinion about pigs. Remember to start each sentence with **I like pigs because** and then finish each sentence with a reason. Don't forget to think, say and write your sentences, then reread to check that your writing makes sense. You can draw a picture at the bottom!

---

---

---

---

---

---

---

---

---

---



Name: \_\_\_\_\_

*I can sort Australian money as dollars or cents.*

Dollars or  
Cents?




Dollars

Cents



# Thursday



Don't forget to check in to google classroom if you are working at home today.



trace it

day

day

write it

\_\_\_\_\_

\_\_\_\_\_

colour it

day

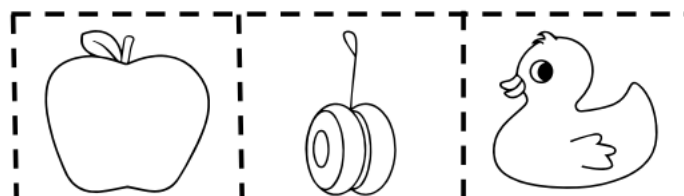
day


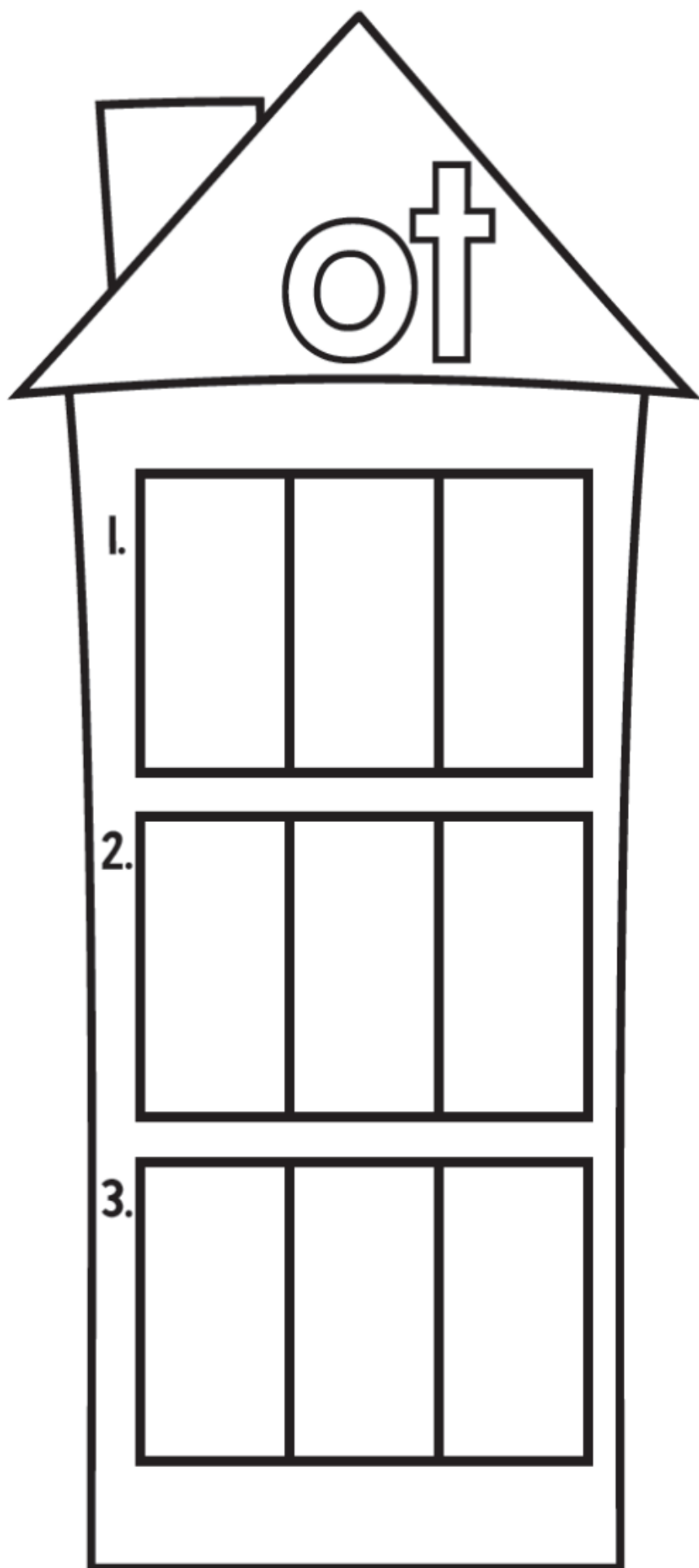
find it

|     |     |     |     |     |      |
|-----|-----|-----|-----|-----|------|
| dad | hay | day | day | day | bad  |
| day | day | day | day | did | back |
| day | day | and | day | boy | day  |

Match the picture to the letter with the same beginning sound:

|   |   |   |
|---|---|---|
| d | a | y |
|   |   |   |






# My Pig Pen on the Farm

Draw a picture of a mother pig and her piglets in a pig pen at the bottom of your page.

Write a description of your pig pen.

How many piglets are in the pen? What are they doing? How does their mother care for them?



---

---

---

---

---

---

---

---

---


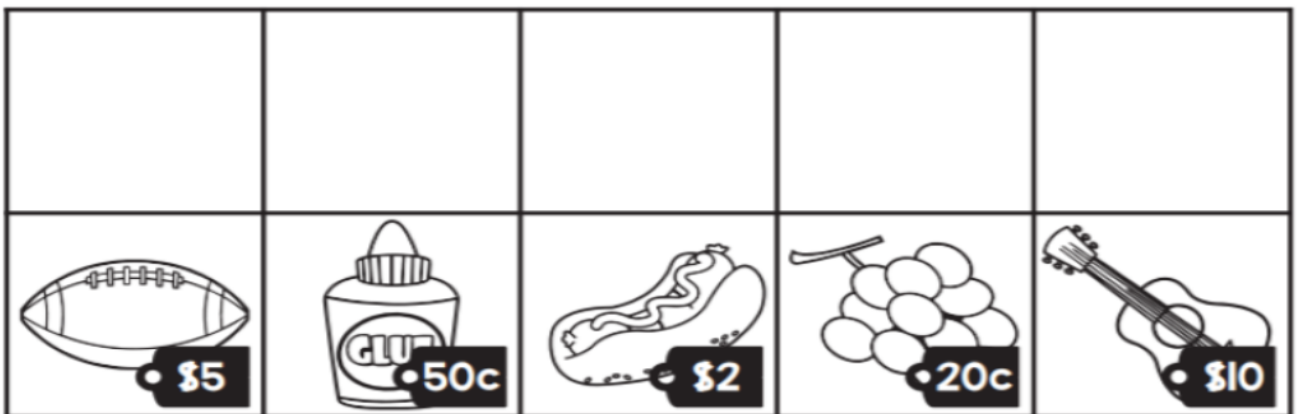
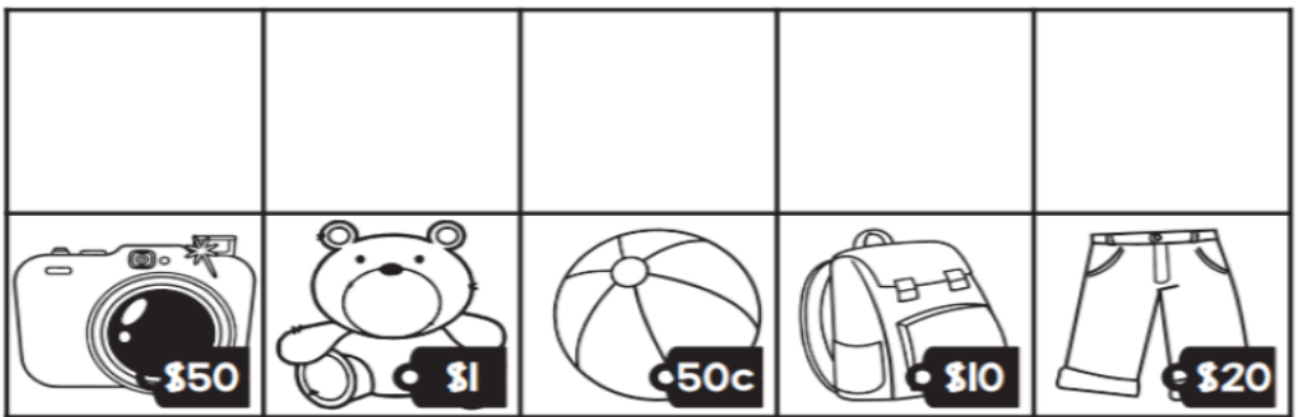
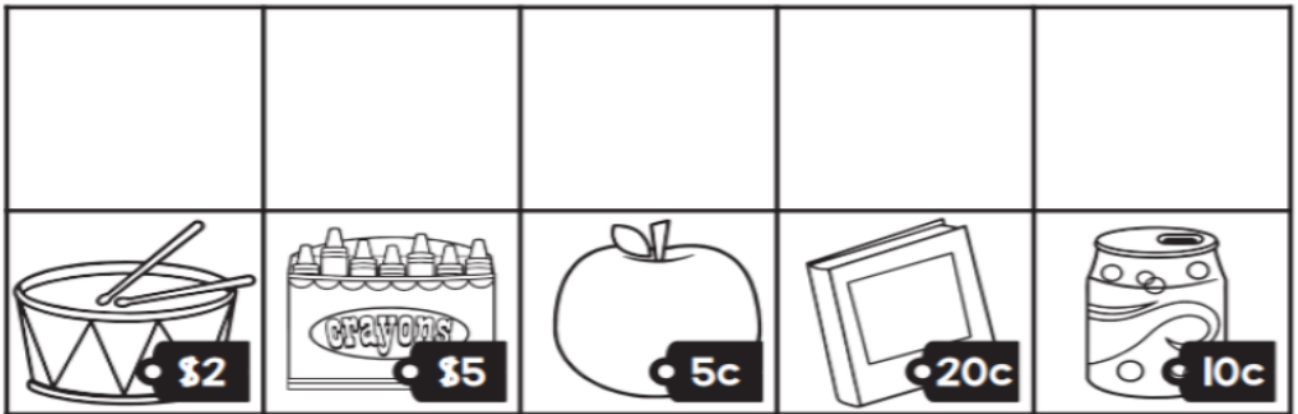
---






# HOW MUCH?

Cut and paste the matching coin or note above each picture.


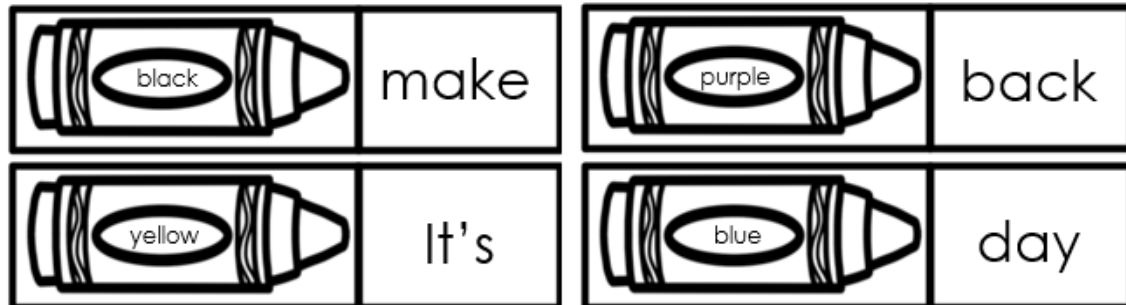


# Friday



Don't forget to check in to google classroom if you are working at home today.


# Colour by sight words



# Sound it out

cat hat wet pet jet bit  
fit hit pot cut hut nut


Look at each picture and write the beginning, middle and ending sound you hear.




|   |   |   |
|---|---|---|
| f | i | t |
|---|---|---|




|  |  |  |
|--|--|--|
|  |  |  |
|--|--|--|




|  |  |  |
|--|--|--|
|  |  |  |
|--|--|--|




|  |  |  |
|--|--|--|
|  |  |  |
|--|--|--|




|  |  |  |
|--|--|--|
|  |  |  |
|--|--|--|




|  |  |  |
|--|--|--|
|  |  |  |
|--|--|--|




|  |  |  |
|--|--|--|
|  |  |  |
|--|--|--|




|  |  |  |
|--|--|--|
|  |  |  |
|--|--|--|




|  |  |  |
|--|--|--|
|  |  |  |
|--|--|--|



|  |  |  |
|--|--|--|
|  |  |  |
|--|--|--|



|  |  |  |
|--|--|--|
|  |  |  |
|--|--|--|



|  |  |  |
|--|--|--|
|  |  |  |
|--|--|--|


# Down on the Farm!

Draw a farm at the bottom of your page.

You might like to include animals like pigs, chickens, cows, sheep, goats and horses. Remember to give them their own area on the farm like in a paddock, a coop or a pen.

Describe your farm and the animals that you have.

Which animal is your favourite?



---

---

---

---

---

---

---

---

---

---



# MONEY

Write the price for each toy.

