

| Sound focus | Sight words | Math focus |
|---------------------|-----------------------|----------------------------|
| Reviewing CVC words | home need again laugh | Subtraction / Whole number |

The following schedule is based on the work provided to kindergarten students on a regular day at school. Links to online material have been included but do not necessarily need to be completed. Highlighted activities have been included as suggestions for students who do not have access to a printer. We understand that the completion of this amount of work may not always be achievable and stress that this is simply a guide of what **can** be done.




| Week 10 | Monday 13.9.2021 | Tuesday 14.9.2021 | Wednesday 15.9.2021 | Thursday 16.9.2021 | Friday 17.9.2021 |
|---------|---|--|--|--|--|
| Morning | <p>English</p> <p>Revise last week's sight words by saying each word three times.</p> <p>Ask your parent/carer to introduce the sight words for the week by looking and saying each one three times. Shuffle and repeat.</p> <p>Complete the "home" sight word worksheet (Sight Word Detectives worksheet). Read, trace, fill in the boxes, write, decorate, circle, colour the letters, find, and fill in the missing letters for the word "home". OR practise writing the word "home" on a piece of paper or whiteboard. Then practise writing the sentence "I am working hard at home." Cut out 4 small pieces of paper, write each letter in "home" on each piece. Shuffle the letters and then put them in the correct order to spell "home". Repeat and see if you can do it faster.</p> | <p>English</p> <p>Practise your sight words from this term by saying each word three times. Shuffle and repeat.</p> <p>Complete the "need" sight word worksheet (Super Start Sight Words). Read, trace, colour, write, highlight, fill in the missing letters and write it in a sentence. OR practise writing the word "need" on a piece of paper or whiteboard. Then practise writing the sentence "We need to eat vegetables". Now clap the word "need", how many syllables/parts does it have?</p> <p>Complete worksheet <i>Rainy Day Word Families!</i> Cut out the raindrop words. Then match the raindrop words by gluing them under the matching word family cloud. The words all have the "ag, et, ip, od and un" word families in them. OR Ask your parent/carer to say some "ag, et, ip, od or un" words to you</p> | <p>English</p> <p>Practise this week's sight words by saying each word three times. Find a book and see if you can find any of these words.</p> <p>Complete the "again" sight word worksheet. Trace, write and find the word "again". OR practise writing the word "again" on a piece of paper or whiteboard. Then practise writing the sentence "I can read this story again." Now play a game of <i>Leap Frog</i> with your sight words from this week and last week.</p> <p>Complete word family worksheet <i>Read and Match!</i> Cut out the pictures at the bottom of the page, stretch and say each word and match it to the correct word by gluing the picture above the word. OR Write as many "ad, ub, up, op, en, ot, id or at" words that you can think of. Write a sentence using one of the words.</p> | <p>English</p> <p>Practise this week's sight words by saying each word three times. Practise writing this week's words on a whiteboard, blackboard or a piece of paper. Can you write them without looking?</p> <p>Complete the "laugh" sight word worksheet. Trace, write, colour, find and draw a picture to match the sentence that uses the word "laugh". OR practise writing the word "laugh" on a piece of paper or whiteboard. Now write "laugh" 10 times on a whiteboard or on a piece of paper as fast as you can!</p> <p>Complete worksheet <i>Is it ob, od, og, op or ot?</i> Cut out the word family words at the bottom of the page, stretch, and say each word and then glue it under the matching picture. OR ask your parent/carer to say some "ob, od, og, op or ot" words to you one at a time. Stretch and</p> | <p>Today is Fun Friday!</p> <p>Build a reading fort. Make it a comfy, cosy, and relaxing place to read some books. You could read to all your soft toys.</p> <p>Follow a recipe to cook something you've never made before. Maybe you could make some Fairy Bread or a fruit kebab out of your favourite fruits!</p> <p>Have a tea party with your family or toys. You could have it inside or outside if the weather is nice. Make an invitation for your family to join your tea party.</p> |

| | | | | | |
|--|---|---|--|---|--|
| | <p>Complete worksheet <i>What Sounds Can You Hear?</i> – CVC short a. Look and say each word, stretch, listen and record the beginning and end sounds, write the word in the letter boxes and on the line. find and then find the short ‘a’ words in the word search. OR Write as many “at, ad, ag, ap and ab” words that you can think of. Write a sentence using one of the words. For fun - choose 3 of your words and say them ten times fast!</p> <p>Make and read your little information book called <i>All About Farms</i>. How many words can you read on the last page? OR Find out some information about farms. You may like to call someone in your family to ask them questions or search the internet with your parent/carer.</p> <p>Read a text from your PM readers online.</p> | <p>one at a time. Stretch and listen for the sounds as you write each word on a piece of paper. Choose one of the words and write it in a sentence.</p> <p>Complete the handwriting worksheet – <i>Eggs</i>. Make sure you trace the dotted letter/sound/word carefully and then have a go writing them on your own. OR on a piece of paper, using textas, crayons, pens or pencils, practise writing the letters for the sound “e”. Remember to start at the top for each letter.</p> <p>Read a text from your PM readers online.</p> | <p>Now play a game of <i>Memory</i> - Choose 5 CVC words and play a game of memory (remember you’ll need each word written on two different cards to be able to match them).</p> <p>Complete the sentence sequencing cut and paste worksheet – “<i>Some chickens can lay one egg every day.</i>”</p> <p>Complete <i>What is your favourite farm animal?</i> writing worksheet – Choose your favourite farm animal that you have learnt about this term. Write some sentences explaining why it is your favourite. Then draw a picture at the bottom of the page. OR Write about your favourite farm animal on a piece of paper.</p> <p>Read a text from your PM readers online.</p> | <p>listen for the sounds as you write each word on a piece of paper. Choose one of the words and write it in a sentence.</p> <p>Complete <i>What if you were a farmer?</i> writing worksheet. Imagine if you were a farmer. How would you dress? What animals would you have? Draw a picture of your farm and yourself as a farmer and then write about it. OR Write your sentences on a piece of paper.</p> <p>Read a text from your PM readers online.</p> | <p>Write a letter or make a card to someone you love. It could be someone in your family, a friend or even your teacher. Maybe you could even mail it to them.</p> |
|--|---|---|--|---|--|

| | | | | | |
|--------|---|---|---|--|--|
| Middle | <p>Mathematics</p> <p>Use your hundred chart to:</p> <ul style="list-style-type: none"> * Start from 10 and count to 30, then to 40. * Count backwards from 20 <p><u>Subtraction</u></p> <p>Watch <i>Practice Our Subtraction Facts for 1 - Subtraction Song - Math Song for Kids - Jack Hartmann</i> clip https://www.youtube.com/watch?v=...</p> | <p>Mathematics</p> <p>Use your hundred chart to:</p> <ul style="list-style-type: none"> * Start from 14 and count to 30, then to 40. * Count backwards from 20 <p><u>Subtraction</u></p> <p>Watch <i>Practice Our Subtraction Facts for 2 - Subtraction Song - Math Song for Kids - Jack Hartmann</i> clip https://www.youtube.com/watch?v=...</p> | <p>Mathematics</p> <p>Use your hundred chart to:</p> <ul style="list-style-type: none"> * Start from 15 and count to 30, then to 40. * Count backwards from 20 <p><u>Subtraction</u></p> <p>Watch <i>Practice Our Subtraction Facts for 3 - Subtraction Song - Math Song for Kids - Jack Hartmann</i> clip https://www.youtube.com/watch?v=...</p> | <p>Mathematics</p> <p>Use your hundred chart to:</p> <ul style="list-style-type: none"> * Start from 12 and count to 30, then to 40. * Count backwards from 20 <p><u>Whole Number – Before and After Numbers</u></p> <p>Rewatch and listen to video on Google Classroom called: Before and After Numbers</p> <p>Complete <i>Before and After</i></p> | <p>Play a board game that uses dice like snakes and ladders. You could even play a card game like uno or fish.</p> <p>Build a tower out of things you can find in your house. You could use blocks, Tupperware, plastic cups, cardboard boxes etc. Can you build it taller than you?</p> |
|--------|---|---|---|--|--|

| | | | | | |
|--|--|---|---|--|---|
| | <p>ch?v=j6UPVZRYGTM</p> <p>Use small objects like pegs, pencils, cotton balls, etc to solve the following subtraction questions by working out how many are left:</p> <ul style="list-style-type: none"> • 6 take away 2? • 7 take away 3? • 9 take away 1? • 10 take away 3? • 6 take away 5? • 8 take away 2? • 7 take away 2? • 10 take away 4? <p>Complete Subtraction worksheet – <i>School Subtraction #2</i></p> <p>Go outside and run up and down on the grass 12 times. Remember to count each lap!!</p> | <p>ch?v=PaEaiXNniw8</p> <p>Use your fingers to solve the following subtraction questions by working out how many are left:</p> <ul style="list-style-type: none"> • 6 fingers take away 3? • 8 fingers take away 4? • 7 fingers take away 1? • 9 fingers take away 4? • 10 fingers take away 2? • 8 fingers take away 3? • 7 fingers take away 4? • 5 fingers take away 5? <p>Complete Subtraction worksheet – <i>Butterfly Subtraction!</i></p> <p>Go outside and bounce a ball against the wall 18 times. Don't forget to count!</p> | <p>ch?v=knyMi7jPcFE</p> <p>On a whiteboard or on a piece of paper draw:</p> <ul style="list-style-type: none"> • 6 circles take away 2 (cross out 2), how many are left? • 10 circles take away 4, how many are left? • 5 circles take away 3, how many are left? • 7 circles take away 4, how many are left? • 8 circles take away 1, how many are left? • 5 circles take away 3, how many are left? • 9 circles take away 3, how many are left? • 6 circles take away 4, how many are left? <p>Complete Subtraction worksheet – <i>Circle Subtraction</i></p> <p>Go outside and do 15 star-jumps. Don't forget to count as you jump!</p> | <p><i>Fun #1</i> (see Google Classroom > Classwork tab > Thursday – Maths Lesson > Google Slide Before and After Fun #1)</p> <p>Complete worksheet – <i>What comes next</i></p> <p>Go outside and do 10 lunges. Remember to count!</p> | <p>Create an obstacle course in your backyard. You could go under things, around things and climb over things. Time yourself and your family as they complete the course.</p> |
|--|--|---|---|--|---|

Optional Creative Hour

| | | | | | |
|------------------|---|--|--|---|--|
| <p>Afternoon</p> | <p>NATURE WALK View the Mapping Frog's walk video. https://youtu.be/AbxSq1g5ckl</p> <p>Take a soft toy for a walk around your home, backyard or front yard, maybe even on a walk. Map the places where you and your toy went.</p>  | <p>GOING OUTSIDE View the Let's read a story video. Read a story about animals. https://youtu.be/bSFkiQndJiw</p> <p>Have you got a book about an animal? Match pictures from your story to what's outside.</p>  | <p>LET'S BUILD A CUBBY View the Let's build a cubby video. https://youtu.be/qV0tMGZriu8</p> <p>Find some sheets and blankets (ask your parents first) and make a cubby inside or find some sticks and build a small cubby for your favourite toy.</p> <p>Think about how you will play safely?</p> | <p>LET'S HAVE A TEDDY BEARS PICNIC Take your soft toys outside for a picnic. Take a photo or draw a picture.</p>  | <p>BE A PHOTOGRAPHER Pretend you are a photographer and go and take some photos of what you can see outside. You could take photos of flowers, insects your pets the clouds etc. Upload your favourite photo.</p> |
|------------------|---|--|--|---|--|

Optional Websites

| | | | | | |
|--|---|--|--|--|---|
| | <p>Log into your matific account and select a subtraction game to play. https://www.matific.com/au/en-au/login-page/</p> <p>You will find your Login details in the Usernames and logins section of google classroom classwork tab.</p> | <p>Log into your matific account and select a subtraction game to play. https://www.matific.com/au/en-au/login-page/</p> <p>You will find your Login details in the Usernames and logins section of google</p> | <p>Log into your matific account and select a subtraction game to play. https://www.matific.com/au/en-au/login-page/</p> <p>You will find your Login details in the Usernames and logins section of google</p> | <p>Log into your matific account and select a subtraction game to play. https://www.matific.com/au/en-au/login-page/</p> <p>You will find your Login details in the Usernames and logins section of google</p> | <p align="center">Have a safe and happy holiday. You all deserve it!</p> |
|--|---|--|--|--|---|