

# Kindergarten Home Learning

Term 3 Week 10



# Monday




Don't forget to check in to google classroom if you are working at home today.

# Sight Word



# Detectives!



Can you be a detective and learn the sight word?

Read the word



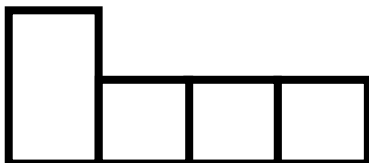
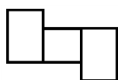
home

Trace the word



home

Fill in the boxes



Write the word



\_\_\_\_\_

Decorate the word



home

Circle the word



home again  
need home  
home home again  
laugh laugh  
home need home

Colour in the letters needed to make the word



t a h f  
n o s x g  
b m i l p  
e u j r c

Find and colour the right spelling



laugh	need	home
home	again	home

Fill in the missing letters

ABC







h \_ \_ m \_ \_ \_ o \_ \_ e h o \_ \_ \_

# WHAT SOUNDS CAN YOU HEAR?

1. Look at each picture, stretch the word, record the beginning and end sounds that you hear and write the word two times.



CVC -  
short  
**a**

Look and say	Stretch, listen and record	Write the word in the letter boxes	Write the word and circle the word family eg - <b>bat</b>
	__ <b>a</b> __	<div style="display: inline-block; width: 20px; height: 20px; border: 1px solid black; margin-right: 5px;"></div> <div style="display: inline-block; width: 20px; height: 20px; border: 1px solid black; margin-right: 5px;"></div> <div style="display: inline-block; width: 20px; height: 20px; border: 1px solid black;"></div>	_____
	__ <b>a</b> __	<div style="display: inline-block; width: 20px; height: 20px; border: 1px solid black; margin-right: 5px;"></div> <div style="display: inline-block; width: 20px; height: 20px; border: 1px solid black; margin-right: 5px;"></div> <div style="display: inline-block; width: 20px; height: 20px; border: 1px solid black;"></div>	_____
	__ <b>a</b> __	<div style="display: inline-block; width: 20px; height: 20px; border: 1px solid black; margin-right: 5px;"></div> <div style="display: inline-block; width: 20px; height: 20px; border: 1px solid black; margin-right: 5px;"></div> <div style="display: inline-block; width: 20px; height: 20px; border: 1px solid black;"></div>	_____
	__ <b>a</b> __	<div style="display: inline-block; width: 20px; height: 20px; border: 1px solid black; margin-right: 5px;"></div> <div style="display: inline-block; width: 20px; height: 20px; border: 1px solid black; margin-right: 5px;"></div> <div style="display: inline-block; width: 20px; height: 20px; border: 1px solid black;"></div>	_____
	__ <b>a</b> __	<div style="display: inline-block; width: 20px; height: 20px; border: 1px solid black; margin-right: 5px;"></div> <div style="display: inline-block; width: 20px; height: 20px; border: 1px solid black; margin-right: 5px;"></div> <div style="display: inline-block; width: 20px; height: 20px; border: 1px solid black;"></div>	_____
	__ <b>a</b> __	<div style="display: inline-block; width: 20px; height: 20px; border: 1px solid black; margin-right: 5px;"></div> <div style="display: inline-block; width: 20px; height: 20px; border: 1px solid black; margin-right: 5px;"></div> <div style="display: inline-block; width: 20px; height: 20px; border: 1px solid black;"></div>	_____

2. Find the short 'a' words' words in the word search. The words go ➡ and ↓ .

☐ lab

☐ cat

☐ hat


☐ bag

☐ sad

☐ tap

e	c	r	u	k	l	a	v
h	a	t	m	x	a	p	b
d	t	a	i	o	b	a	g
z	w	p	s	a	d	c	e

# ALL ABOUT FARMS

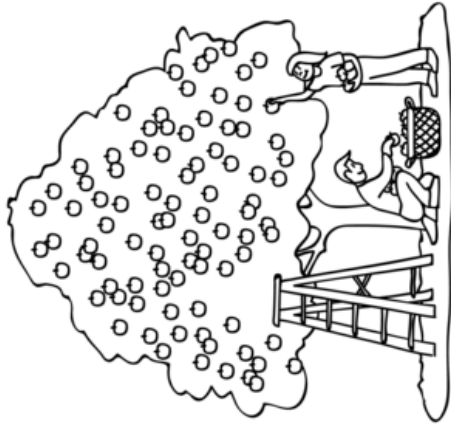


1



A farm is a piece of land used to grow or raise animals like chickens, sheep, cows, goats, pigs and more.

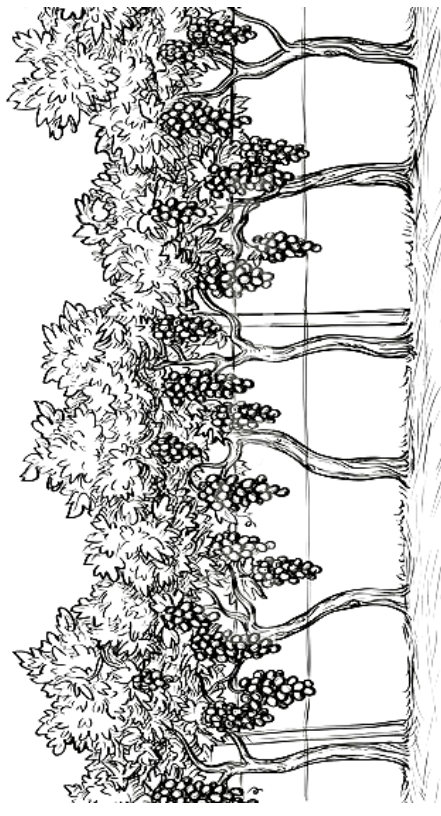
2



Farms can be big and small.


A farm that grows fruits or nuts is called an orchard.

3




A farm that grows grapes is called a vineyard.

4



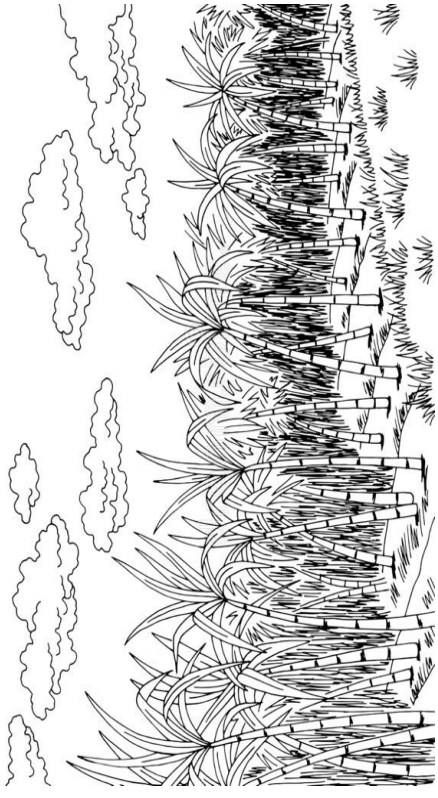
A farm that only has horses is called a stable. Horses are trained on these farms.

5



Farmers work very hard to look after their farms. They often have to wake up before the sun rises!

7



A farm that grows crops like coffee, cotton or sugarcane is called a plantation.

6

## Read these words

**farm**

**like**

**called**

**big**

**more**

**after**

**small**

**up**

**look**

**grow**

**that**

**to**

8




Name: \_\_\_\_\_


# School #2 Subtraction



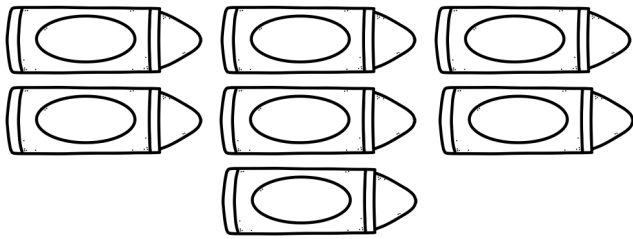
Solve the subtraction questions.



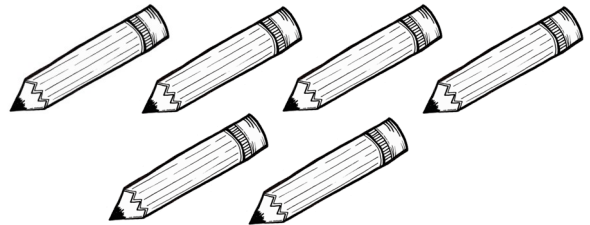
$$9 - 4 = \underline{\quad}$$




$$8 - 2 = \underline{\quad}$$




$$7 - 4 = \underline{\quad}$$




$$6 - 5 = \underline{\quad}$$




$$10 - 3 = \underline{\quad}$$



$$9 - 5 = \underline{\quad}$$



$$8 - 4 = \underline{\quad}$$



$$7 - 2 = \underline{\quad}$$

# Tuesday



Don't forget to check in to google classroom if you are working at home today.



# Super Star

## Sight WORDS



Can you learn this sight word?

Read it

need

Trace it

need

Colour it

need

Write it

--	--	--	--

Highlight it



Fill in the missing letters

n \_ e \_ \_ e \_ d n \_ \_ d

Write it in a sentence

We \_\_\_\_\_ to eat vegetables.



Name: \_\_\_\_\_

# Rainy Day Word Families!

Directions: Read the word family on each cloud.  
Cut and paste the raindrops that match each word family.

-ag  
Family

--	--

-et  
Family

--	--

-ip  
Family

--	--

-od  
Family

--	--

-un  
Family

--	--

bag

dip

pet

rod

sun

jet

wag

bun


pod

sip

# Eggs

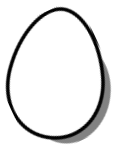
Name: \_\_\_\_\_

Hens are born with only so many eggs in their system. They will only lay eggs until their bodies run out.



Trace the letters and words below, then write them on your own.

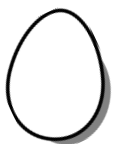
E E E



e

e

e



eggs

Name: \_\_\_\_\_

# Butterfly Subtraction!

Solve the subtraction questions and record each answer on the lines provided.

$10 - 1 = \underline{\quad}$

$7 - 3 = \underline{\quad}$

$6 - 2 = \underline{\quad}$

$4 - 2 = \underline{\quad}$

$7 - 3 = \underline{\quad}$

$6 - 4 = \underline{\quad}$

$3 - 3 = \underline{\quad}$




$8 - 7 = \underline{\quad}$

$6 - 2 = \underline{\quad}$


$10 - 5 = \underline{\quad}$

$10 - 4 = \underline{\quad}$

$9 - 4 = \underline{\quad}$



# Wednesday



Don't forget to check in to google classroom if you are working at home today.

Name \_\_\_\_\_

Read

I can read this story again.



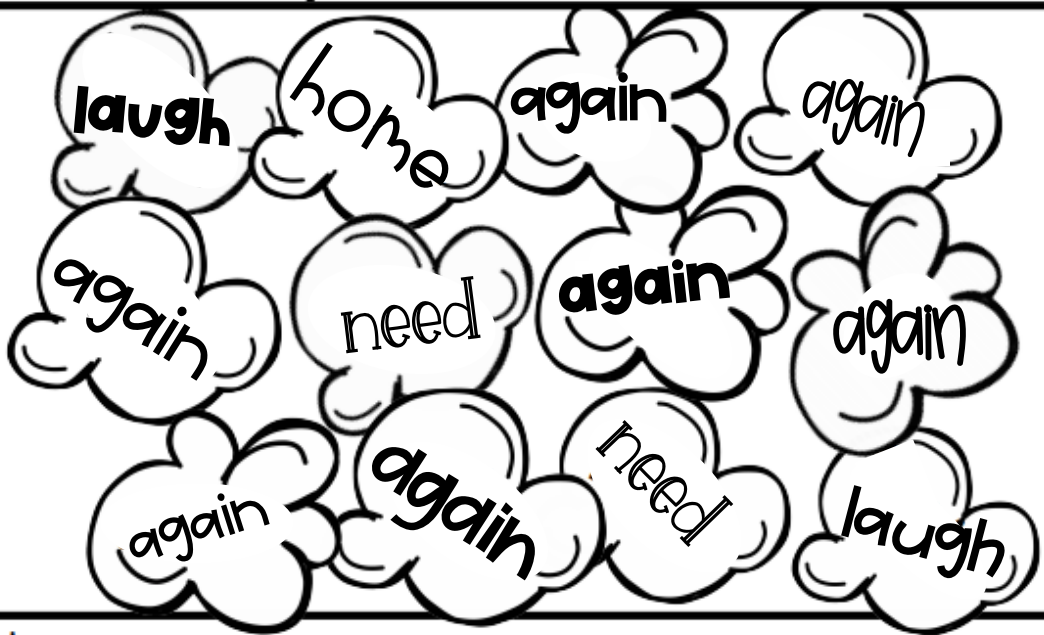
**again**

Trace

again

Letter boxes


Dab or colour  
the popcorn



Write it in a sentence

I can read this story \_\_\_\_\_.

Use 2 colours to write the word 2 times.

again again

# Read And Match!



Cut and paste the picture pieces at the bottom of the page to the matching words.

mad

rub

cup


cop

men

hot

hid

bat





Name: \_\_\_\_\_



\* Some chickens can lay one egg every day.

\* Some chickens can lay one egg every day.

one

chickens

\*Some

can






lay

every

egg

day.

# What is your favourite farm animal?



Choose your favourite farm animal that you have learnt about this term. Write some sentences explaining why it is your favourite. Draw a picture at the bottom of your page.

---

---

---

---

---

---

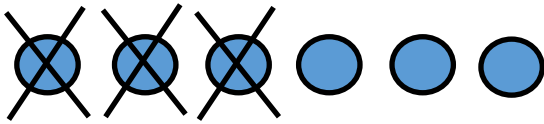
---

# Circle Subtraction

Name: \_\_\_\_\_

Read each subtraction question. Draw circles to match the first number and then cross out circles to match the second number. Then write your answer in the box. An example has been done for you.

6 take away 3



How many are left?

3

5 take away 2

How many are left?

4 take away 1

How many are left?

8 take away 3

How many are left?

7 take away 4

How many are left?

9 take away 3

How many are left?


10 take away 2

How many are left?


10 take away 4

How many are left?

# Thursday



Don't forget to check in to google classroom if you are working at home today.



Trace it

laugh laugh

Write it

\_\_\_\_\_

Colour it


laugh laugh

Find it

laugh	home	laugh	need	laugh	home
need	laugh	laugh	home	again	laugh
again	laugh	need	laugh	need	again

Draw it

*I laugh when you tell jokes!*



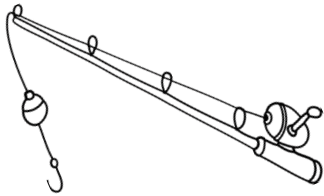
# Is it op, od, og,




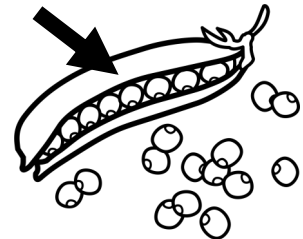
# op or ot ?



Cut out the words below and glue each word in the box under the matching picture.























pot

rod

dog

mop

cob

hop

hot

pod

log

# What if you were a farmer?



Imagine you are a farmer. How would you dress? What animals would you have? What type of farm would you have? Draw a picture of your farm and yourself as a farmer and then write about it.



---

---

---

---


---

---

---

---





Name: \_\_\_\_\_

# What Comes Next?

Write the number that comes next.



13

14

11

12

12

13

9

10

16

17

7

8

15

16

8

9

10

11

14

15

18

19

17

18