



Kindergarten Worksheets

Term 3 Week 1



The following worksheets are to be used with our
Kindergarten home learning platform.

Tuesday



Don't forget to check in to google classroom if you are working at home today.

rhyming Pairs

Identify the picture that rhymes.



pig



horse



wig



pen



house



mouse



hat



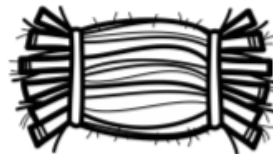
straw



sticks



star



straw



bricks



fire



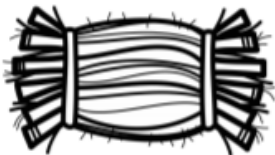
log



tire



fan



straw



kite



















sheep




draw

What's in the middle?

 a u e	 o i u	 u e a	 i o a
 e o a	 i u a	 u o e	 a u o
 i a o	 e o u	 o a i	 i a o
 e o i	 i u a	 o e a	 u i e

Pick 3 of the words and try to write them.



The Three Little Pigs



1

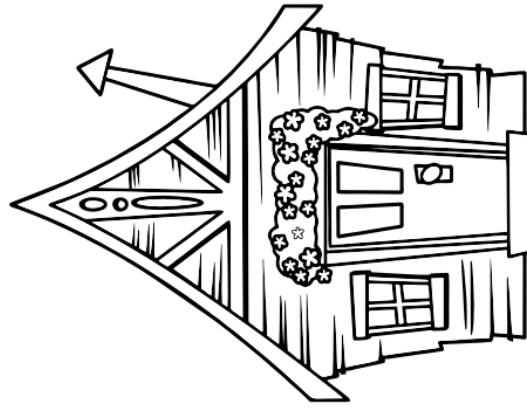

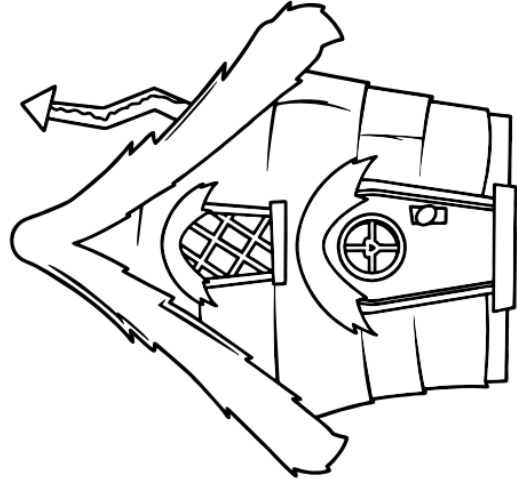
Once upon a time, there were three little pigs. They left home to build houses of their own.

2



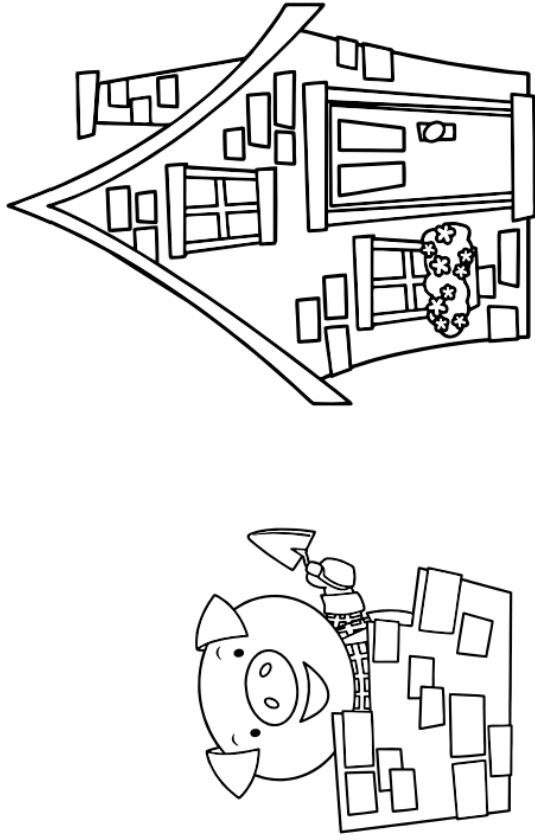
The first little pig built a house of straw.

3

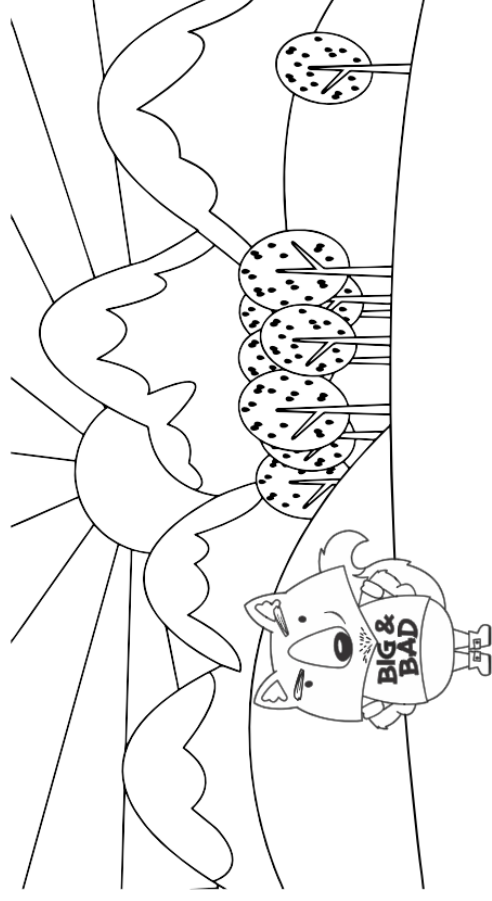


The second little pig built a house of sticks.

4




The third little pig built a house of bricks. 5




The big bad wolf came out of the woods. He was hungry and wanted to eat the little pigs.

6




The big bad wolf went to the first little pig's house and blew down the house of straw. 7




The big bad wolf went to the second little pig's house and blew down the house of sticks. 8

8



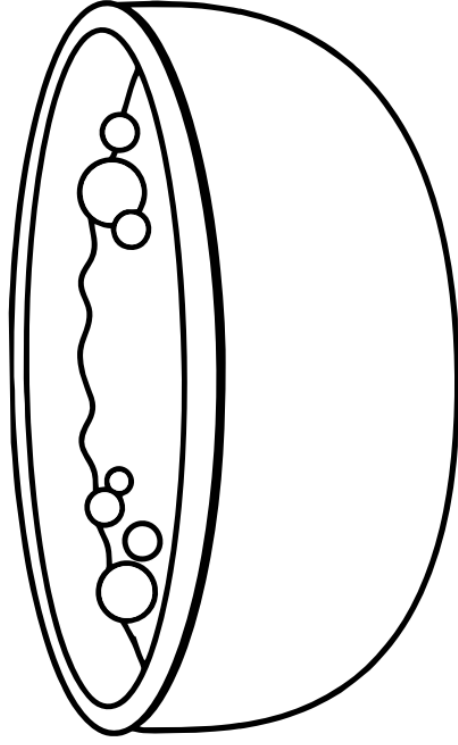
The big bad wolf went to the third little pig's house but he could not blow down the house of bricks.

9




The big bad wolf climbed on the roof to go down the chimney.

10



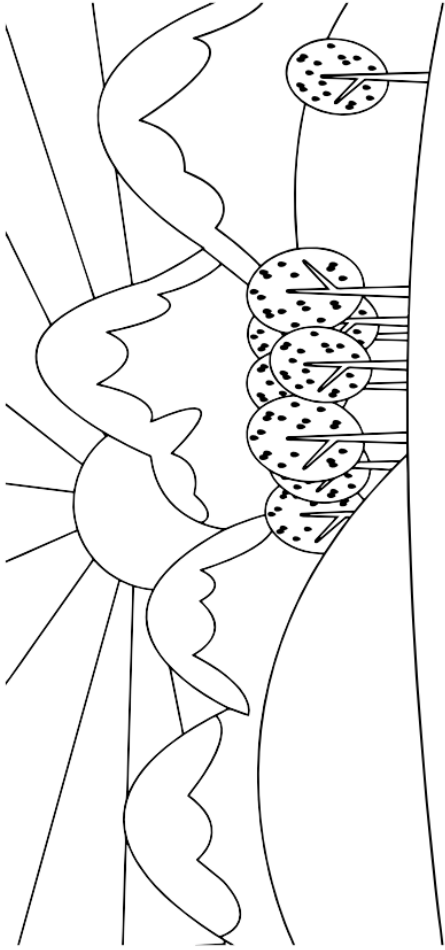
The third little pig put out a pot of boiling water.

11



The big bad wolf fell into the pot.

12



The big bad wolf ran out of the house and into the forest.

13

Reading Comprehension


1 Why did the three little pigs leave home?

- A** they wanted to catch the big bad wolf
- B** they didn't like it at home
- C** they wanted to build houses for themselves

2 The second little pig built a house of...

- A** bricks
- B** sticks
- C** straw

15



The three little pigs lived happily ever after.

14




3 Which house couldn't the big bad wolf blow down?

- A** the house made of straw
- B** the house made of sticks
- C** the house made of bricks

4 Who climbed on top of the roof?


- A** the big bad wolf
- B** the first little pig
- C** the third little pig

16



Colour and cut out these puppets and stick onto a paddle pop stick or pencil. Now use them to retell the story of the 3 little pigs.

p for pig



Colour 14 pigs

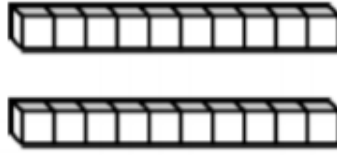
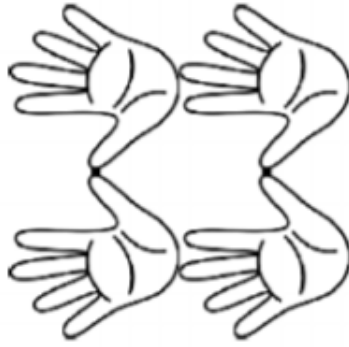


Write the tally marks


Circle the word
eleven
twelve
thirteen
fourteen
fifteen
sixteen
seventeen
eighteen
nineteen
twenty

Fill in the tens frames

Colour 14 fingers and 14 blocks



Draw 14 oranges



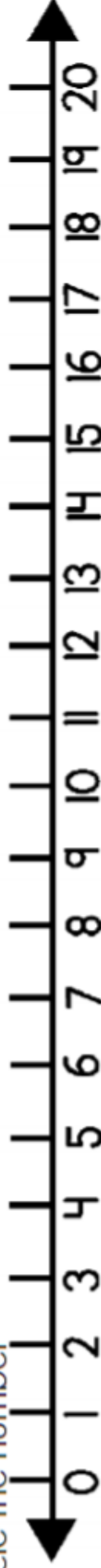
Write the number

14

Write the word

fourteen

Circle the number

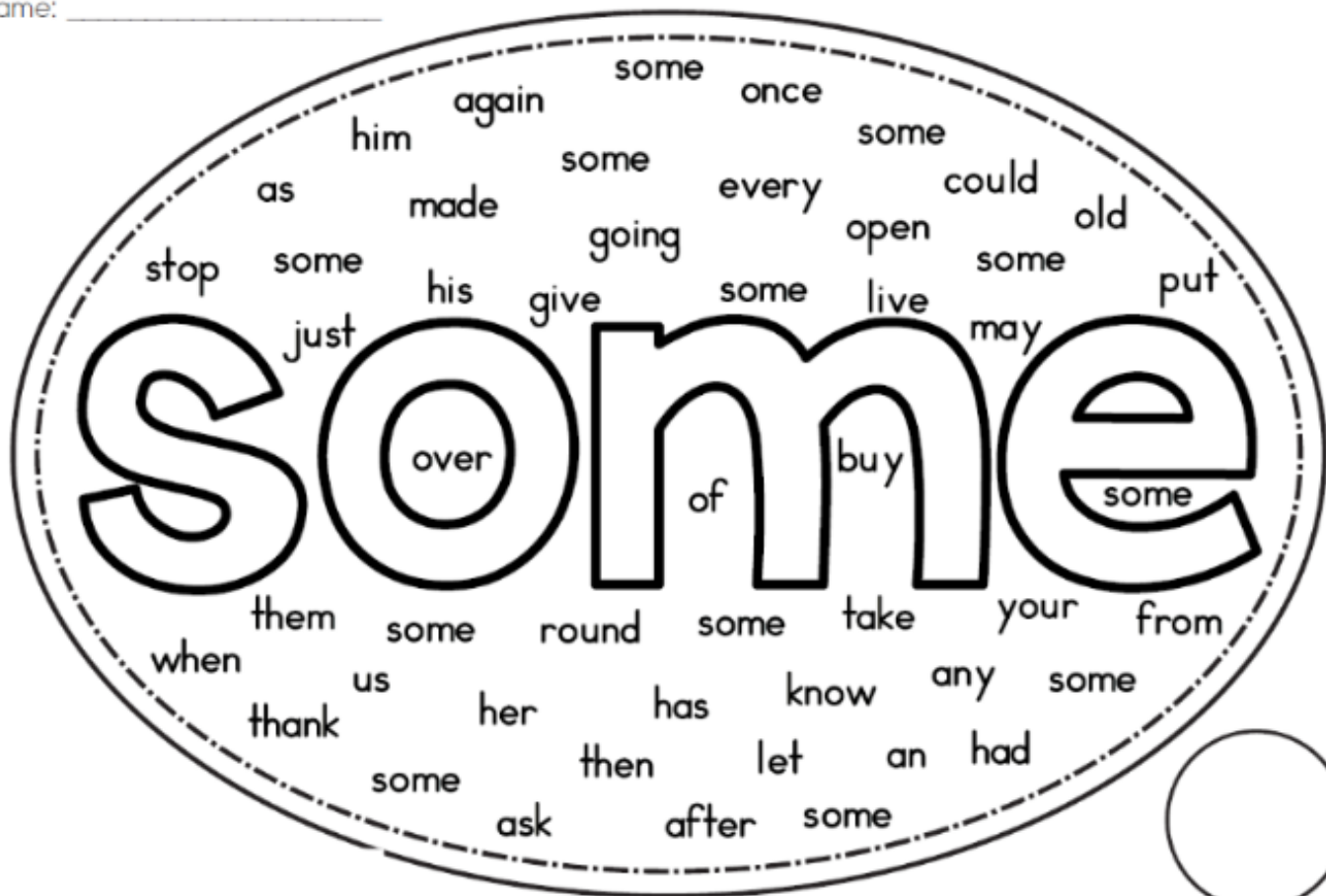


Wednesday

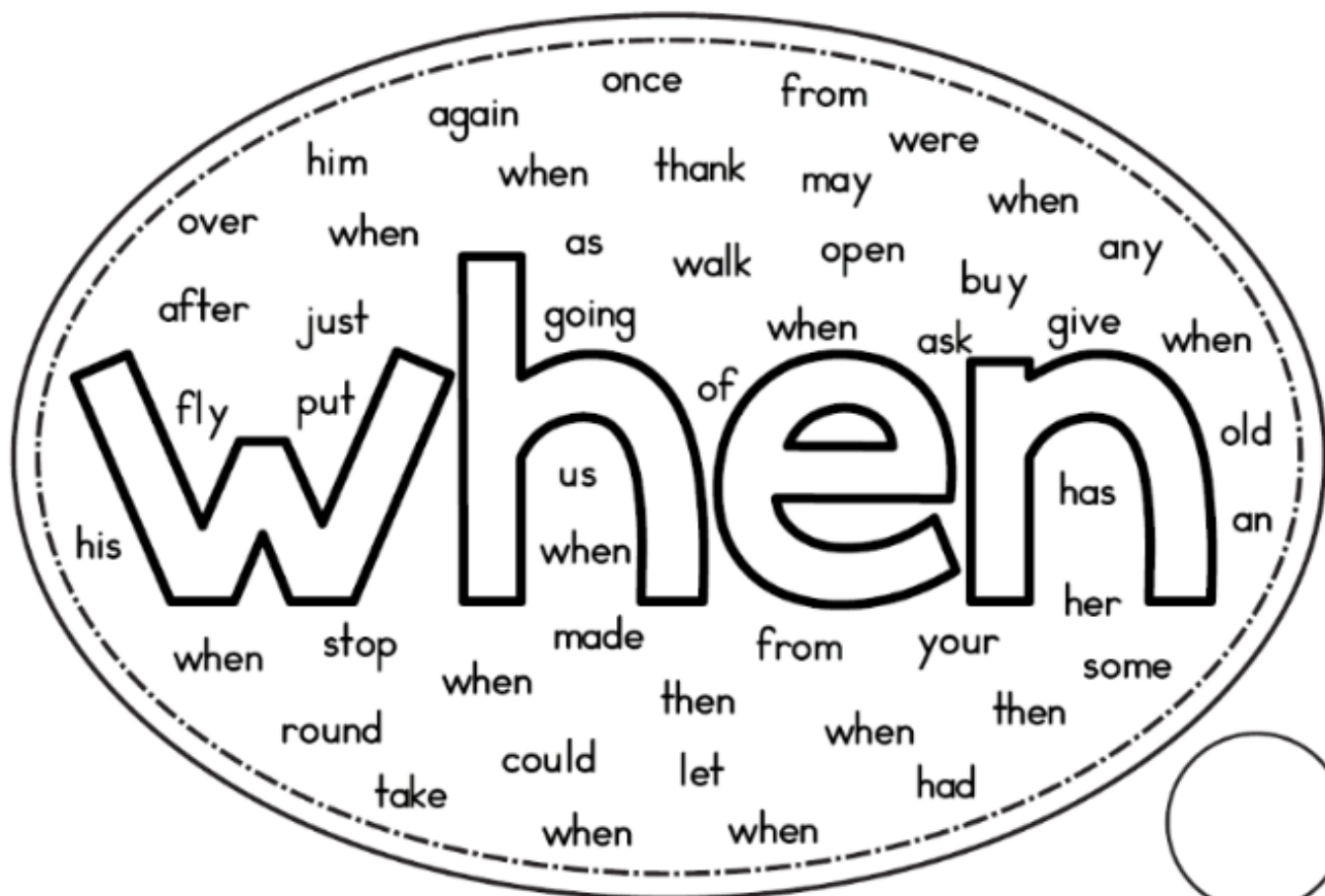


Don't forget to check in to google classroom if you are working at home today.

Name: _____





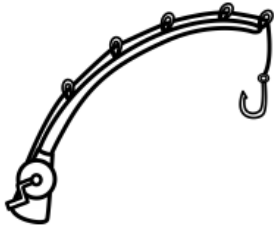









words found



words found


Missing Middle Sounds

What is the missing letter? Colour the letter that completes the word and write the missing letter in the blank.


 b__g	<div>i</div> <div>e</div> <div>a</div>	 f__n	<div>a</div> <div>e</div> <div>u</div>	 r__d	<div>i</div> <div>o</div> <div>u</div>
 k__d	<div>i</div> <div>u</div> <div>e</div>	 w__b	<div>o</div> <div>e</div> <div>u</div>	 j__m	<div>u</div> <div>e</div> <div>a</div>
 w__d	<div>i</div> <div>e</div> <div>a</div>	 p__t	<div>i</div> <div>u</div> <div>e</div>	 w__t	<div>a</div> <div>e</div> <div>u</div>
 p__n	<div>e</div> <div>i</div> <div>u</div>	 w__g	<div>i</div> <div>e</div> <div>u</div>	 b__b	<div>i</div> <div>e</div> <div>o</div>

The Three Little Pigs Sequencing

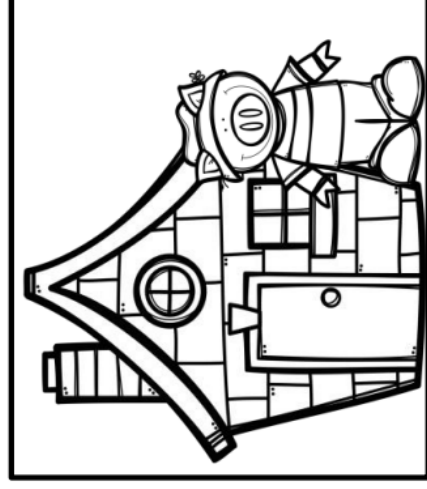



First



Next




Last



The Three Little Pigs

Write 2-3 sentences about what happened in the story.



Numbers to 20 – tens and ones introduction

We can make numbers using tens and ones blocks.

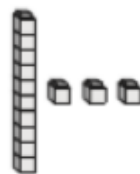
This is **10**.



1 tens block and 0 ones blocks

10

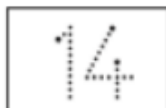
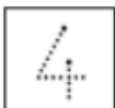
This is **13**.



1 tens block and 3 ones blocks.

13

1  How many?



tens

ones

number



tens

ones

number



tens

ones

number



tens

ones

number



tens

ones

number



tens


ones

number

Thursday




Don't forget to check in to google classroom if you are working at home today.



words found

<p>Trace</p> <p><i>one</i></p>	<p>Letter boxes</p> <table border="1" data-bbox="979 1182 1222 1263"> <tr> <td></td> <td></td> <td></td> </tr> </table>			

Dab or colour
the popcorn














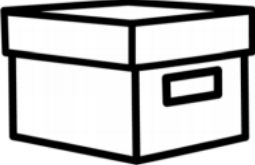




Write it in a sentence

I can see _____ fish.

What's in the middle?


2

 <p>u a e</p>	 <p>o i u</p>	 <p>u e a</p>	 <p>i o a</p>
 <p>e o a</p>	 <p>i u a</p>	 <p>u o e</p>	 <p>a e i</p>
 <p>a e o</p>	 <p>e o u</p>	 <p>o a i</p>	 <p>i a o</p>
 <p>e u i</p>	 <p>o u a</p>	 <p>o i e</p>	 <p>a i o</p>

Pick one of the words and try writing a sentence with it.

Name: _____

Label a Pig



©ABC's of Literacy

Directions: Cut out the labels and glue them on the picture.

hoof

tail

snout

ear

eye

leg

Pigs

Finish the sentences to write a description of what a pig looks like. Use your labelled picture to help you.

Some other words you may like to use:

curly pointy smell
flat one two four


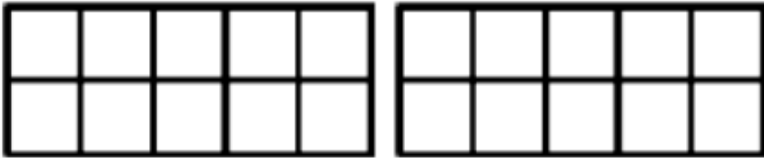
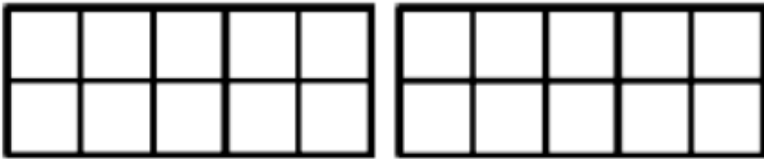
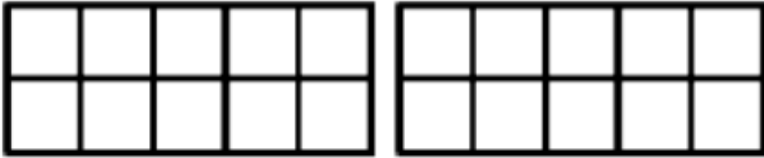
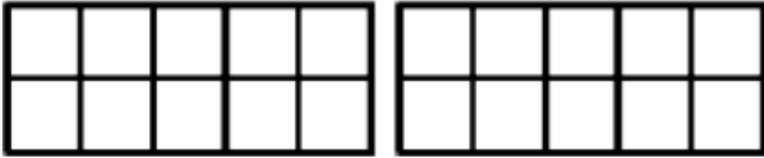
Pigs have

Pigs have


Pigs have

Name: _____

Ten Frame Teen Numbers

TRACE IT	BUILD IT	BREAK IT APART
16		how many tens? <u>1</u> how many ones? <u>6</u>
13		how many tens? _____ how many ones? _____
17		how many tens? _____ how many ones? _____
12		how many tens? _____ how many ones? _____
15		how many tens? _____ how many ones? _____

Friday




Don't forget to check in to google classroom if you are working at home today.

Colour by Sight Word


when = 

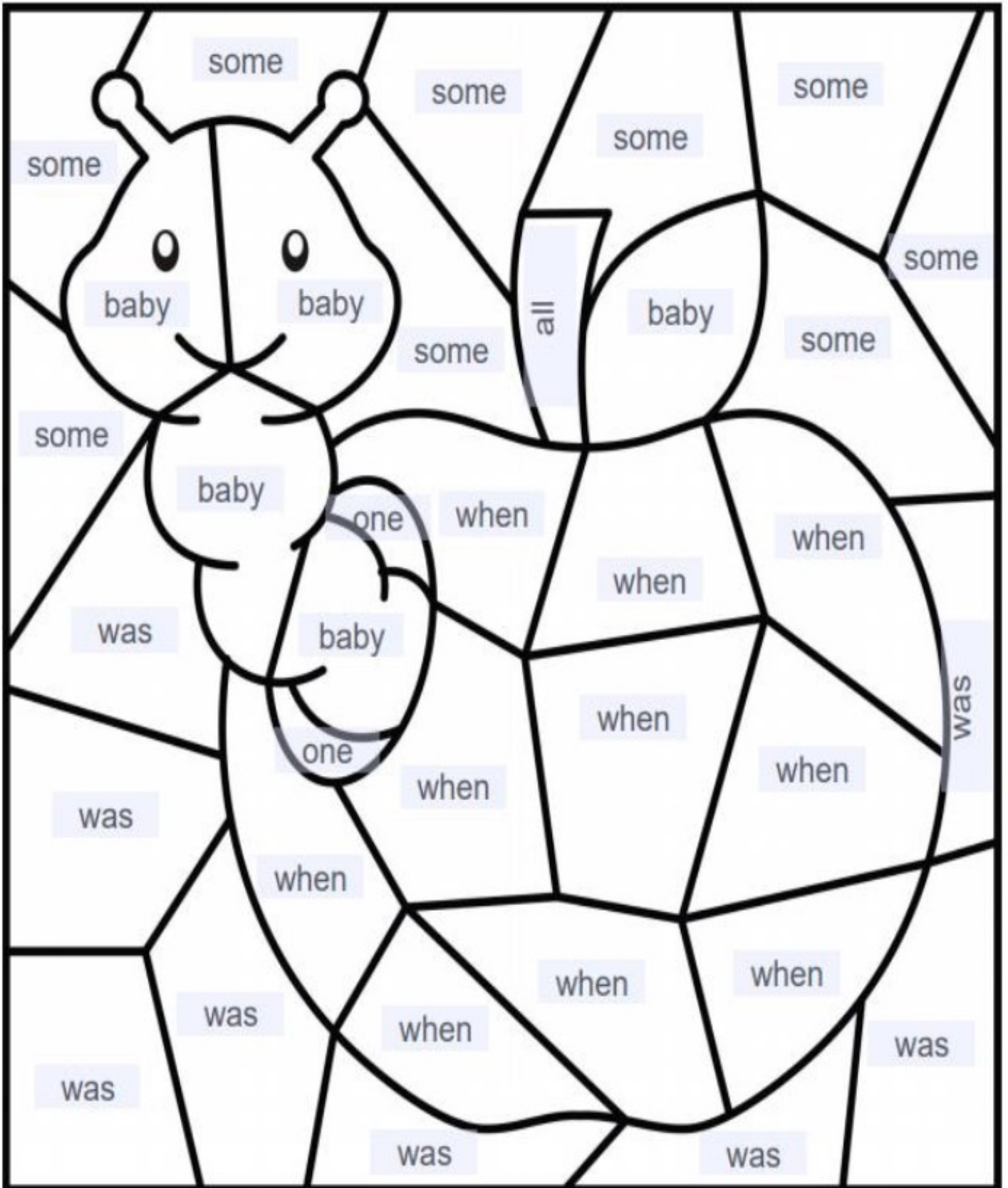
some = 

one = 

all = 













was = 


baby = 



Middle Sounds

What is the missing letter? Colour the letter that completes the word and write the missing letter in the blank.

 p _ g	<div>i</div> <div>e</div> <div>u</div>	 l _ g	<div>a</div> <div>e</div> <div>o</div>	 h _ g	<div>a</div> <div>e</div> <div>u</div>
 c _ p	<div>i</div> <div>e</div> <div>u</div>	 h _ n	<div>i</div> <div>e</div> <div>o</div>	 f _ n	<div>i</div> <div>e</div> <div>u</div>
 h _ t	<div>i</div> <div>e</div> <div>a</div>	 h _ p	<div>o</div> <div>e</div> <div>u</div>	 l _ g	<div>i</div> <div>o</div> <div>u</div>
 c _ b	<div>o</div> <div>e</div> <div>u</div>	 s _ n	<div>a</div> <div>e</div> <div>u</div>	 d _ n	<div>i</div> <div>o</div> <div>e</div>




* The little pig likes to play in the mud.

* The little pig likes to play in the mud.

pig	likes	little	to	the	play	in	*The	mud.
-----	-------	--------	----	-----	------	----	------	------

SUPER PIG!

Use your imagination and draw a picture of a Super Pig. Write 2-3 sentences about your Super Pig. What powers does it have?

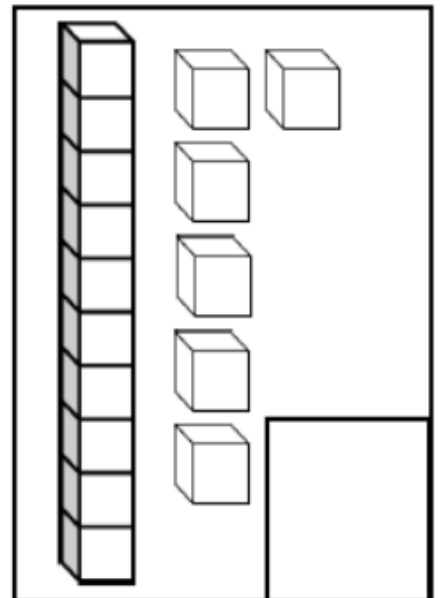
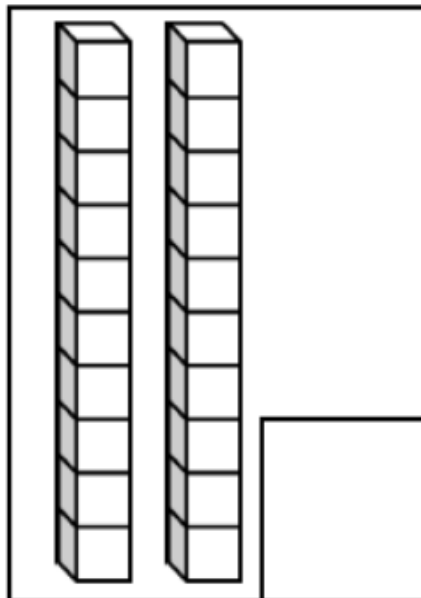
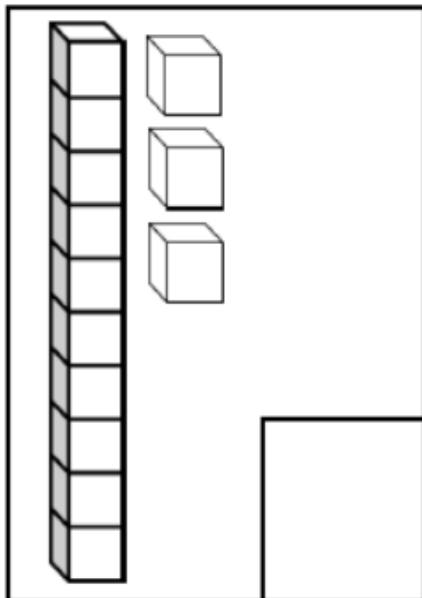
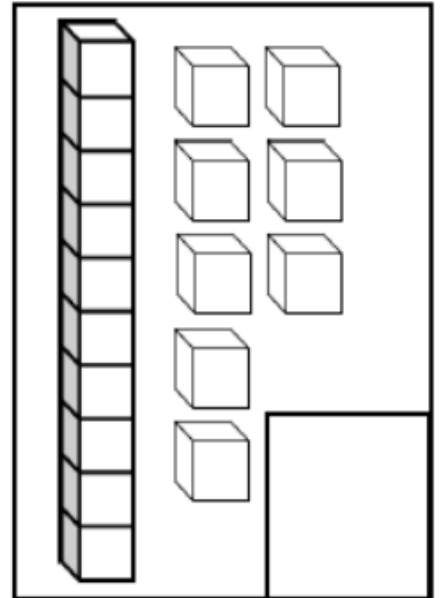
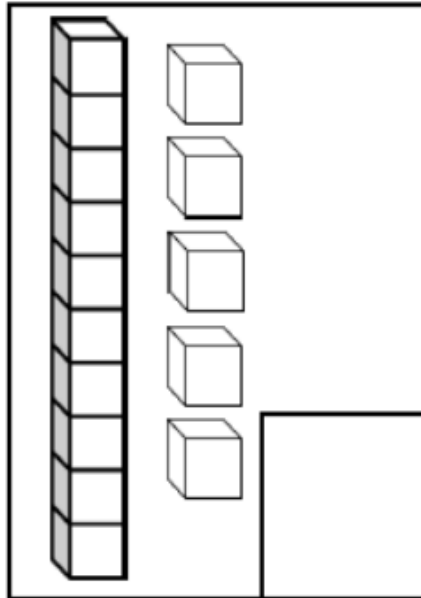
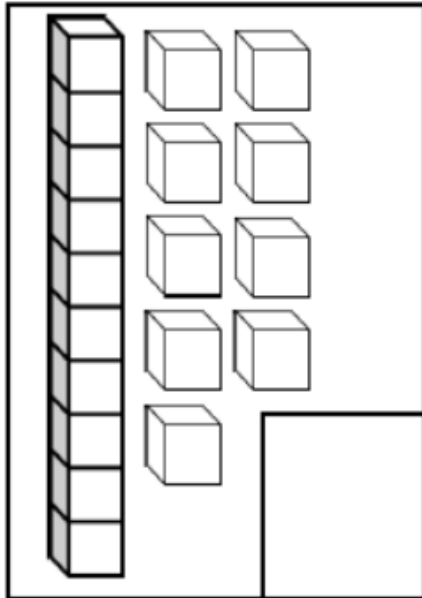


Name: _____

Directions: Count the base ten blocks. Glue the snowballs in the box to show the number.



Snow Much Fun With Base Ten



18 20 16 13 19 15