

# WEEK 2 - TAKE HOME BOOKLET

## STAGE ONE



If you do not have access to a device (or internet), please email the school, and one can be arranged to be dropped off for you contact free.

Email: [jameserski-p.school@det.nsw.edu.au](mailto:jameserski-p.school@det.nsw.edu.au)

While our format is still the same to keep some consistency, on some of our lessons you will notice the zoom logo.



This logo means that this lesson will be done on the class zoom. All Stage One Zooms will be on at the same time and on the same days and will go for about an hour. If you have siblings in different classes and require another device, please email the school (details are on the front page) and we will be happy to loan you a device.

Tuesday 11:15am

Wednesday 11:15am

Thursday 11:15am

The links will be sent via Google Classroom similar to last term.

Thanks for all of your support,

Stage One Teachers

# Week 2 Stage 1

---

Monday



# What's On Today!

Spelling - Look, Cover,  
Write, Check and 5  
Sentences

Grammar - Noun Groups

Reading - Read to  
someone or log into your  
PMe reader account

Maths - Chance

Afternoon -



# Spelling: Unit 30 'z' for zebra,

For spelling games click onto [www.soundwaveskids.com.au](http://www.soundwaveskids.com.au)

Year 1 Access code:  
swim661

Year 2 Access code:  
wool653



# Spelling: Explore the Words

## Year 1 Words

is  
zoom  
quiz  
his  
prize  
as  
zebra  
was  
zoo  
fizz  
zip  
buzz  
buzzing  
zero  
does  
puzzle

## Year 2 Words

his  
close  
fizz  
zip  
has  
closing  
zero  
buzz  
always  
was  
zest  
maze  
because  
zone  
pays  
does  
these  
goes  
zebra  
sometimes

## Extension

babies  
craze  
doze  
dozen  
ladies  
lazily  
noise  
sneeze  
tease  
whose



# Using Look, Cover, Write, Check, type your spelling words below

---

Click to add text

Click to add text



# Spelling:

Use your spelling words to complete sentences. Below are instructions and examples of a one, two and three star sentence.



- Use one **spelling word** in each sentence.

**Example:** I have **two** brothers.



- Use one **spelling word** in each sentence.
- Include an **adjective** (describing word).

**Example:** I have **two funny** brothers.



- Use one or two **spelling words** in each sentence.
- Make a compound sentence (two simple sentences joined by the words **and/but/so/or/because**)
- Include an **adjective** (describing word).
- 

**Example:** I have **two funny** brothers **but** I don't have any sisters.





# Write 5 sentences with your spelling words

---

1.

2.

3.

4.

5.



Students are learning to:

- engage in conversations and discussions
- identify key words and the meaning they carry
- understand that characters can invite positive or negative responses.



Add another adjective on the box to complete the noun group

The , blue box



A , loud monkey



The , icy snow



A , creepy spider



The , pink bear



# Noun Groups

A noun group is where two or more adjectives are added to a noun to provide more detail about the noun.  
e.g. a big, shiny star



Add two adjectives in the box to complete the noun **group**

The  dog



A  girl



The  chair



A  boy



The  robot





Have a look at the character and in the boxes write 5 noun groups about them e.g. big, green eyes



# Reading Time!

Grab a book to read for at least 15-20 minutes.

You may want to click on the picture to access your PMe reader login and read one of your levelled readers.



# Maths - Number Warm Up

Workout and Skip Count to the song [https://www.youtube.com/watch?v=q\\_yUC1NCFkE](https://www.youtube.com/watch?v=q_yUC1NCFkE)



Start at 10 and skip count to 100



Start at 60 and skip count by 2s



Start at 230 and skip count BACKWARDS by 2s.

You can type your skip counting here





# Maths - Chance

This week we are learning about 'Chance'. 'Chance' is how likely something is to happen. We use language such as "likely" "unlikely" "impossible" and "certain" when we talk about chance.



**Impossible** means something will NEVER happen.

**Certain** means something will absolutely happen. It is 100% going to happen. You can be sure of it.

Read the scenarios below and decide if its **impossible** or **certain** to happen.

There will be 7 days this week. \_\_\_\_\_

A real dinosaur will walk into our classroom. \_\_\_\_\_

Tomorrow will be Tuesday. \_\_\_\_\_

July will come after October. \_\_\_\_\_

A real lion will be a new student in our class this year. \_\_\_\_\_



Watch this Scratch Graden video explaining the language of chance

<https://www.youtube.com/watch?v=7XuNVVLD98g>

# Maths - Chance

**Likely** means something will probably happen or is expected to happen. Eg. I will likely see a lion at the zoo.

**Unlikely** means something that is probably not going to happen. It COULD happen so it's not impossible. Eg. I will win a million dollars.

Read the scenarios below and decide if its **likely** or **unlikely** to happen.

You will win \$500 today. \_\_\_\_\_

You will watch TV today. \_\_\_\_\_

You will have a shower today. \_\_\_\_\_

Your teacher will do a cartwheel in class. \_\_\_\_\_

You will go on an aeroplane today. \_\_\_\_\_



Draw or write something you could think of that is :

Certain to happen today

Likely to happen today

Unlikely to happen today

Impossible that it will happen today

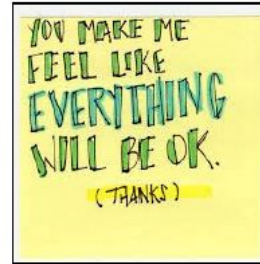



# Afternoon - Sticky Note Messages



## Sticky Love Notes

Using sticky notes and sharpies write some messages for your family and hide them in different places for them to



You can always upload a photo of your sticky note messages and post them to your friends on Google Classroom.








# Tuesday

Stage 1 – Week 2



# What's On Today?

Spelling - Brainstorm during zoom 

Writing - Character's Action

Reading – Read a book or Log into Your PMe reader account

Maths – Chance 

Afternoon –



Your teacher will type the words you brainstorm here...

Type here...



# Spelling List

## Year 1 Words

is  
zoom  
quiz  
his  
prize  
as  
zebra  
was  
zoo  
fizz  
zip  
buzz  
buzzing  
zero  
does  
puzzle

## Year 2 Words

his  
close  
fizz  
zip  
has  
closing  
zero  
buzz  
always  
was  
zest  
maze  
because  
zone  
pays  
does  
these  
goes  
zebra  
sometimes

## Extension

babies  
craze  
doze  
dozen  
ladies  
lazily  
noise  
sneeze  
tease  
whose

Students are learning to:

- engage in conversations and discussions
- identify key words and the meaning they carry
- understand that characters can invite positive or negative responses.

## Writing - Character's Action

Click on the link below and read the story "Once Upon a Time". (There is also an audio option to listen to it being read aloud and a PDF copy is also on Google Classroom)

<https://theschoolmagazine.com.au/resources/once-upon-a-time>

After reading/listening to the story answer the following questions in the boxes below:

What verbs (doing words) did you find/listen to in the text? List them below.

Pick 3 verbs that you wrote down. In the boxes below write the verb, draw a picture of it and put it into a sentence.

My verb is:

My verb in a sentence:

A picture of my verb

My verb is:

My verb in a sentence:

A picture of my verb

My verb is:

My verb in a sentence:

A picture of my verb

# Reading Time!

Grab a book to read for at least 15-20 minutes.  
You may want to click on the picture to access your  
PMe reader login and read one of your levelled  
readers.




# Maths



Ten Less



One more




One less



Number of the Day

107

Ten More








# Chance



## Maths

Have a look at the jelly beans in the jar. Answer the questions



How many jelly beans altogether? \_\_\_\_\_

How many of each colour are there:

blue? \_\_\_\_\_

green? \_\_\_\_\_

pink? \_\_\_\_\_

orange? \_\_\_\_\_

yellow? \_\_\_\_\_

Which colour are you **most likely** to pull out? \_\_\_\_\_

which colour are you **least likely** to pull out? \_\_\_\_\_

What would be the chances of pulling out a black jellybean from this jar?

Circle the correct answer.

likely

certain

impossible

unlikely

# Afternoon

## Welcome to Spoonville!

Let's connect with our local community by getting involved in the latest curbside craze - spoonville!

**Step 1:** Get yourself some wooden spoons, any shape or size will do. Check out your cupboards for old picnic or partyware in case you have a wannabe Spoonie ready to go.

**Step 2:** Get out your craft box - texters, glue, paint, ribbons or stickers, anything will do! And decorate your Spoonie character.

**Step 3:** Start your own Spoonville and see who crops up, or join someone else's you have found.

### Rules

- Only use wooden spoons as they are biodegradable
- Ensure your decorations are well stuck on so that nothing can blow away
- Never take a Spoonie from someone else's Spoonville!

**We can't wait to see your Spoonies!**





Wednesday  
Week 2 Stage 1



# What's On Today

● Spelling - Alphabetical order and Sound Waves games

● Writing - Describing Character Traits 

● Reading - Read a book of your choice or  
log into the PMe readers

● Maths - Chance 

● Afternoon -

●

●

●

●

●

●

●

●

●

# Spelling List

## Year 1 Words

is  
zoom  
quiz  
his  
prize  
as  
zebra  
was  
puzzle

## Year 2 Words

his  
close  
fizz  
zip  
has  
closing  
zero  
buzz  
always  
was  
zest  
maze  
because  
zone  
pays  
does  
these  
goes  
zebra  
sometimes

## Extension

babies  
craze  
doze  
dozen  
ladies  
lazily  
noise  
sneeze  
tease  
whose

# Spelling:

List your spelling words in alphabetical order:

1.

11.

2.

12.

3.

13.

4.

14.

5.

15.

6.

16.

7.

17.

8.


18.

9.

19.

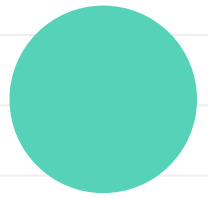
10

20.





# Spelling Unit 30



Log into Soundwaves and complete some of the online activities and games

[https://online.fireflyeducation.com.au/services/student\\_login/soundwaves](https://online.fireflyeducation.com.au/services/student_login/soundwaves)

Year 1 access code: swim661

Year 2 access code: wool653



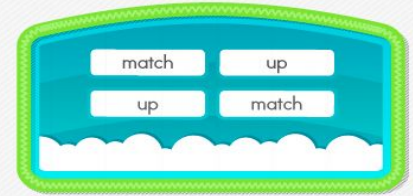
Unjumbler



Grapheme Trek



Grapheme Sort



List Word Beginnings and Endings

# Describing Character Traits



In our zoom lesson today we are going to play a little warm up game called "Bounce". The teacher will say a familiar character and one by one you will say a word or phrase that describes the character e.g. bossy, messy, short etc. We will keep going until we can't say anymore.

Your teacher will re-read the story "Once Upon A Time" from yesterday. Please listen carefully to the story as we will be discussing and answering questions.

What activities did Bear like to do and why?

What types of stories did Bear like to read?







Does Bear think he is a good writer? Why?

Empty text box for response.

What do you think Bear feels like when he hears about Owl's story?

Empty text box for response.

What do you think about Bear?

Empty text box for response.

Why do you think Bear's story won?

Empty text box for response.



# Time to Read

Grab a book to read for at least 15-20 minutes.


You may want to click on the picture to access your PMe reader login and read one of your levelled readers.



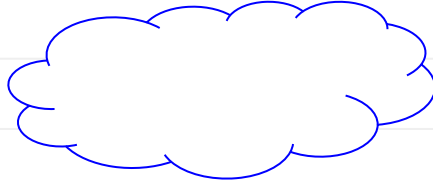
# Number of the Day



One Less




Ten Less




234

Ten More



One More



# Chance

Using the terms of **likely**, **unlikely**, **impossible** and **equal chance**. Answer the following questions. **Equal or even chance** means the same chance eg. If there were 3 black jelly beans and 3 blue jelly beans it would be an **equal** chance of pulling out blue and black from a jar.



1. What is the chance you will choose a circle?



2. What is the chance you will choose a diamond?



3. What is the chance you will choose a rectangle?



4. What is the chance you will choose a square?



5. What is the chance you will choose a triangle?



6. What shape do you have the most likely chance of choosing?

## Word Bank

Likely  
Unlikely  
Impossible  
Equal  
chance

# Afternoon Activity - Paper Chain Caterpillar

Watch the YouTube or read the directions to make yourself a paper chain caterpillar!


<https://www.youtube.com/watch?v=z2BM7MINCBc>

## Supplies

- Coloured paper
- Stapler
- Scissors
- Glue
- Optional: Large Googly Eyes

## Instructions

- Cut out long strips of paper.
- One by one, staple and intertwine your cardstock “chain” together.
- Cut out a simple pair of antennae for your craft.
- To finish off glue your wiggle eyes or paper eyes to the head of your chain.



The background is a light green color with scattered illustrations of various dinosaurs and prehistoric elements. There are several long-necked green dinosaurs, a purple triceratops, an orange T-Rex, a blue dinosaur, a pink pterosaur, a red Stegosaurus, and several blue and brown eggs. There are also some green plants and leaves scattered throughout.

# Thursday Week 2 Stage 1

# What's On Today




Spelling - Rhyming with spelling words

Grammar - Verbs 

Reading - Read a book of your choice or one of your PMe readers

Maths - Chance 

Afternoon Activity - Shape art and craft



# Spelling: Rhyming with Spelling Words

Words that rhyme have a part that **sound the same**. They do not have to look the same. For example, the words: **new**, **blew** and **blue** have the same sound on the end.

## Year 1 Words

Write as many words as you can think of that rhyme with the words. For example boot, cute, suit

**zoom**

- 1.
- 2.
- 3.
- 4.
- 5.

**zip**

- 1.
- 2.
- 3.
- 4.
- 5.

## Year 2 Words

Write as many words as you can think of that rhyme with the words. For example new, blue

**close**

- 1.
- 2.
- 3.
- 4.
- 5.




**zest**

- 1.
- 2.
- 3.
- 4.
- 5.



# Spelling

Using whatever item you have around the house (blocks, pegs, dried pasta, recyclables etc). Write/make your spelling words. Post a photo of your work on your Google Classroom. See how creative you can be!



# Grammar - Verbs



As a class you will watch this clip about verbs to help answer the following questions in the boxes below.

<https://www.youtube.com/watch?v=lvMFQoOk4T>  
o

What is a verb?

What is an **action** verb?

Why do we use verbs in our writing?

Draw or make a character. Use sentences to describe actions your character could do.



**Draw your character below**

**Write your character actions description below**




# Maths



Ten more



One less





Number of the day:

184


One more



Ten less



# Maths - Chance



Colour in the marbles to make the statements true.



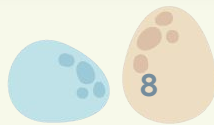
I am likely to pull a red marble out of the jar.




It would be impossible to pick a pink marble out of the jar.



There is an equal chance of pulling out a green or red marble.



# Maths - Chance



Colour in the marbles to make the statements true.



I am unlikely to pull a blue marble out of the jar.



It would be certain, I would pull out a green marble.



It would be likely to pull out a red marble.



# Afternoon Activity - Make a Paper Earthworm





Here is a fun afternoon activity for you!

You will need:

- a piece of paper towel, tissue or toilet paper
- a wooden or metal skewer (you could also use a pencil)
- textas
- water
- water dropper
- plate

Make a paper earthworm: <https://www.youtube.com/watch?v=rAf4WhM5Jt0>



A decorative graphic featuring a large, light blue dashed circle that frames the central text. Various solid-colored circles in shades of teal, green, yellow, orange, and pink are scattered around the perimeter. Some circles are solid, while others are dashed outlines. A large teal ring is in the top left, a yellow ring is in the bottom right, and a large green ring is in the top right.

Friday  
Week 2 Stage 1



# What's on Today?

Spelling: Create a find a word

Writing:

Reading: Read a book of your choice or log into your  
PMe reader

Maths: Colour By Number

Afternoon: Balloon Rocket Science

# Spelling List

## Year 1 Words

is  
zoom  
quiz  
his  
prize  
as  
zebra  
was  
zoo  
fizz  
zip  
buzz  
buzzing  
zero  
does  
puzzle

## Year 2 Words

his  
close  
fizz  
zip  
has  
closing  
zero  
buzz  
always  
was  
zest  
maze  
because  
zone  
pays  
does  
these  
goes  
zebra  
sometimes

## Extension

babies  
craze  
doze  
dozen  
ladies  
lazily  
noise  
sneeze  
tease  
whose

# Spelling – Create a Find-a-word

1. Draw a 10 x 10 grid (or you can download one from the Google Classroom).
2. Write out your words inside the grid with one letter per square. You can write them horizontally (long ways), vertically (tall ways) or diagonally.
3. If there are any remaining squares, fill these in with other letters from the alphabet.
4. When it is done, you can give it to someone else to solve or try and solve it yourself.

a	p	p	l	e					
						p			
			b				e		
			a					a	
			n						r
			a						
			n						
			a						

# Grammar – feeling/thinking verbs

Thinking and feeling verbs are doing words that show what someone is thinking or feeling.

Using your character from previous day, create some sentences using thinking/feeling verbs to describe how your character is feeling or what they may be thinking about. You can write these on a separate page or next to your character.

E.g.

Spiderman is wondering how to save the world.

Elsa dreamed about making a snowman

Mickey loved his dog Pluto.

Thelma wanted to be a unicorn.

## Examples of **thinking** or **feeling verbs**:

**\*decided**

**\*wanted**

**\*felt**

**\*liked**

**\*thought**

**\*understood**

**\*believed**

**\*remembered**

**\*knew**

**\*imagined**

# Reading

Grab a book to read for at least 15-20 minutes.  
You may want to set a timer to help you.

You may want to click on the picture to access  
your PMe reader login and read one of your  
levelled readers.



# Maths

Solve the sums to reveal a hidden picture. Each answer has a special colour.

Orange = 1, 2, 3

Green = 8

Skin Tone = 4, 5, 6

Pink = 9

White = 7

Light Blue = 10

$12 - 2$	$9 + 1$	$15 - 5$	$8 + 2$	$2 + 2$ $+ 6$	$11 - 1$	$7 + 3$	$13 - 3$	$6 + 4$	$1 + 1$ $+ 8$
$20 - 10$	$1 + 0$	$5 - 3$	$2 - 1$	$10 - 7$	$3 - 1$	$8 - 5$	$3 - 2$	$9 - 7$	$5 + 5$
$3 + 7$	$1 + 1$	$10 - 8$	$2 + 0$	$10 - 9$	$2 + 2$	$1 + 5$	$7 - 4$	$2 + 1$	$14 - 4$
$13 - 3$	$1 + 2$	$6 - 5$	$3 + 1$	$9 - 5$	$7 - 1$	$7 - 3$	$3 + 2$	$6 - 4$	$10 - 0$
$1 + 9$	$4 - 2$	$3 + 4$	$4 + 4$	$9 - 3$	$5 + 0$	$10 - 2$	$8 - 1$	$10 - 5$	$0 + 1$
$4 + 3$ $+ 3$	$5 - 1$	$3 + 3$	$4 + 1$	$0 + 4$	$8 - 3$	$5 + 1$	$1 + 3$	$9 - 4$	$3 + 0$
$18 - 8$	$8 - 2$	$2 + 2$	$6 + 0$	$3 + 3$ $+ 3$	$10 - 1$	$11 - 6$	$2 + 4$	$6 - 2$	$5 - 4$
$2 + 8$	$8 - 4$	$15 - 10$	$4 + 2$	$10 - 6$	$10 - 4$	$2 + 2$	$2 + 3$	$0 + 3$	$8 - 6$
$17 - 7$	$4 + 4$ $+ 2$	$1 + 4$	$3 + 1$	$1 + 5$	$4 + 0$	$16 - 10$	$7 - 5$	$6 - 3$	$7 - 6$
$15 - 5$	$3 + 3$ $+ 4$	$16 - 6$	$20 - 10$	$8 + 2$	$4 + 4$ $+ 2$	$9 + 1$	$8 - 7$	$10 + 0$	$4 + 6$

# Science Experiment

## Balloon Rocket Science Experiment

Watch the video: [https://www.youtube.com/watch?v=TfZsGy\\_q9zA](https://www.youtube.com/watch?v=TfZsGy_q9zA)

You will need:

- One or two balloons
- A straw
- Some string
- 2 chairs

