


Kindergarten Home Learning

Term 4 Week 2



Monday




Don't forget to check in to google classroom if you are working at home today.

Sight Word



Detectives!



Can you be a detective and learn the sight word?

Read the word



have

Trace the word



have

Fill in the boxes



Write the word



Decorate the word



have

Circle the word



have because
there walk
have have have
have walk
there because have

Colour in the letters needed to make the word



h e t l
r c a s g
t n v f p
o u x m e

Find and colour the right spelling



because	have	walk
there	have	have

Fill in the missing letters

ABC

h _ _ v _ _

_ a _ e

h a _ _

WHAT SOUNDS CAN YOU HEAR?



1. Look at each picture, stretch the word, record the beginning and end sounds that you hear and write the word two times.

Look and say	Stretch, listen and record	Write the word in the letter boxes	Write the word on the line
	__ o __	<input type="text"/> <input type="text"/> <input type="text"/>	_____
	__ o __	<input type="text"/> <input type="text"/> <input type="text"/>	_____
	__ o __	<input type="text"/> <input type="text"/> <input type="text"/>	_____
	__ o __	<input type="text"/> <input type="text"/> <input type="text"/>	_____
	__ o __	<input type="text"/> <input type="text"/> <input type="text"/>	_____
	__ o __	<input type="text"/> <input type="text"/> <input type="text"/>	_____

2. Find the short 'o' words' words in the word search. The words go \rightarrow and \downarrow .

- job
- cog
- Tom
- rob
- top
- pot

a	r	o	b	c	p	o	t
x	w	c	v	o	e	h	o
T	o	m	i	g	b	l	p
s	r	y	o	j	o	b	d

Lower case a

The lower case 'a' is a short letter.

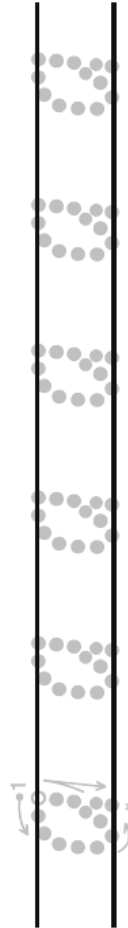
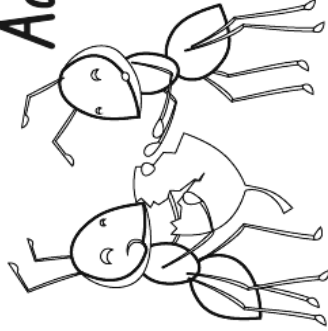
We start at the top and move around to make a round shape and come back to where we started.

We keep our pencil on this point and then make a straight line to finish the letter.

Example mnemonic: Around, up, down!



Aa

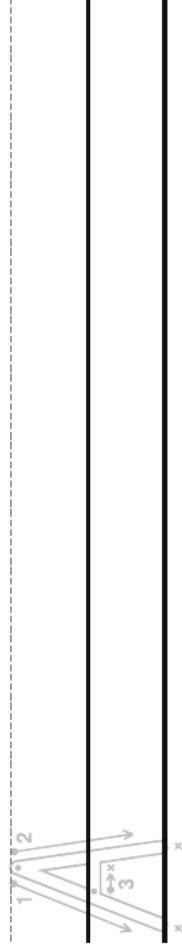
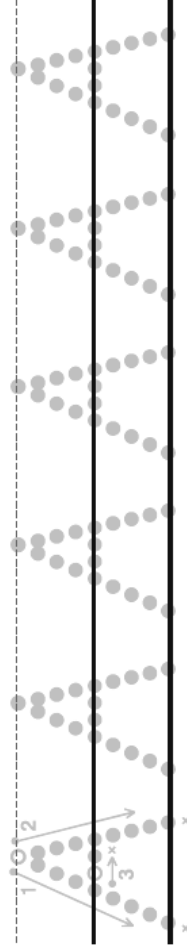
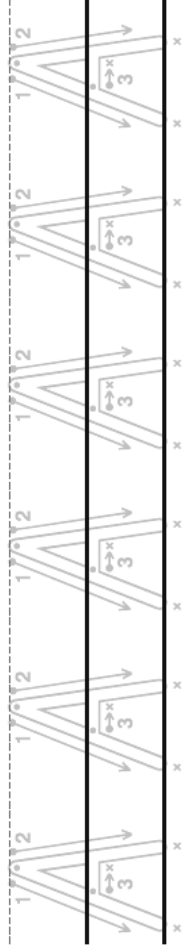
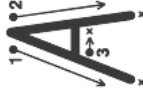


Upper case A

The upper case 'A' is a tall letter.

We make the upper case letter 'A' in different way to the lower case 'a'. We start at the top and make a straight line. Next we go back to where we started and make another straight line. Then, we make a line to join them.


Example mnemonic: Down, down, across!



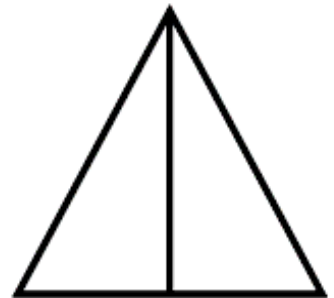
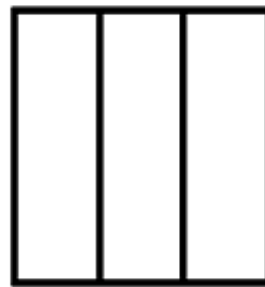
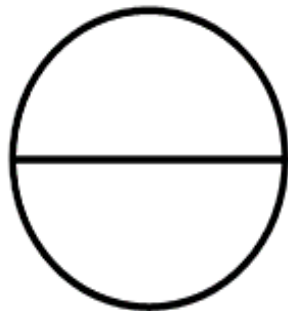

Name: _____

Halves

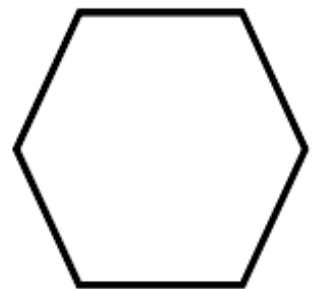
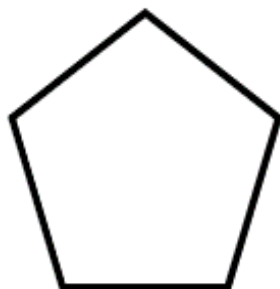

Halves are 2 equal parts of a whole.



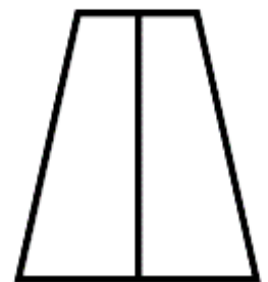
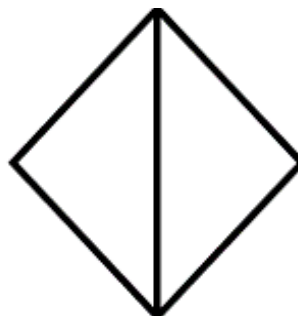
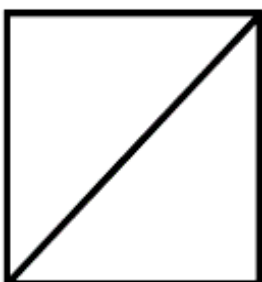
Colour the shapes that been cut into halves.



Cut these shapes into halves.



Colour one half of each shape.




Tuesday



Don't forget to check in to google classroom if you are working at home today.

Super Star

Sight WORDS



Can you learn this sight word?

Read it

there

Trace it

there


Colour it

there

Write it

--	--	--	--	--

Highlight it




Fill in the missing letters

th _ r _ _ h _ re t _ er _


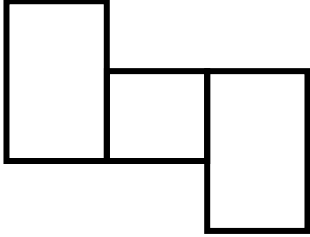

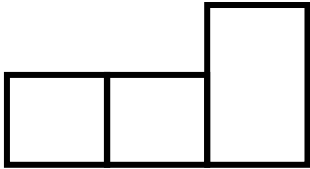
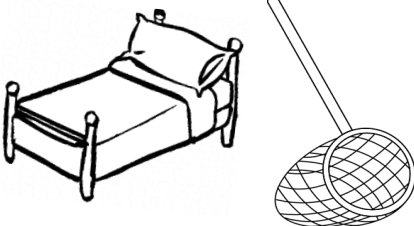
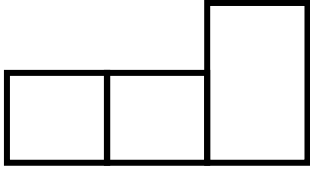
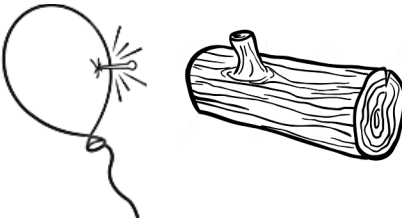
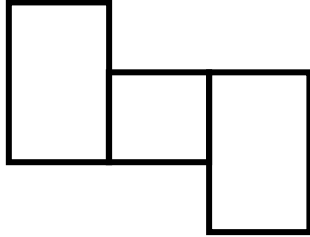
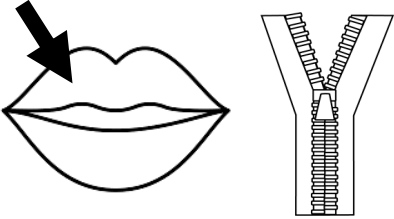
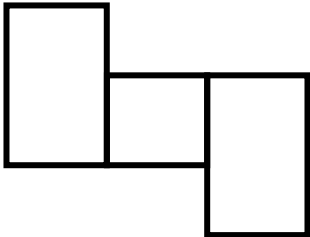
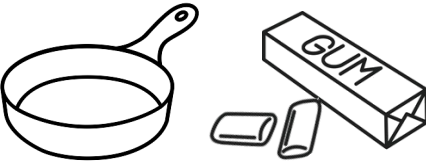
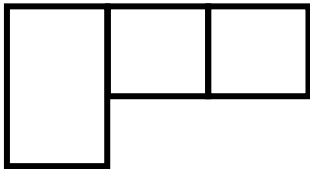
Write it in a sentence

I can walk over _____ .




Name: _____

Read, Colour & Write

Read it	Colour it	Write it
<i>bag</i>		
<i>cat</i>		
<i>net</i>		
<i>log</i>		
<i>lip</i>		
<i>gum</i>		

How the Birds Got Their Colours



Do you like the crow?


Do you like the crow? Why or why not? Write 2–3 sentences explaining why you like him or why you don't. Remember to check that have used capital letters, full stops and reread your sentences so that your writing makes sense. Then draw a picture.

A large empty rectangular box with a black border, intended for drawing a picture related to the writing prompt.

Halves or Not

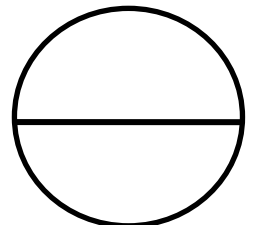
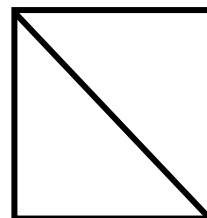

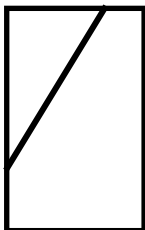
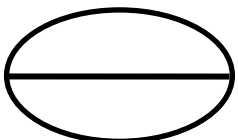
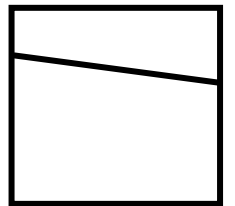

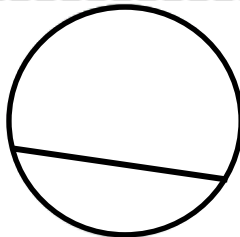


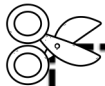
Halves?

Sort the shapes into the correct boxes. Each shape has either been cut into two equal parts or unequal parts.



Halves

Not Halves




Wednesday











Don't forget to check in to google classroom if you are working at home today.

Name: _____

Bee, Bee, Bumblebee...



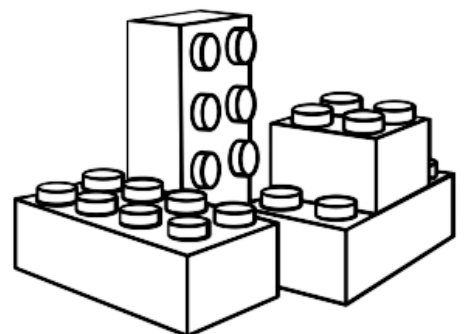
Can you learn this word with me?


 <p>Read it</p> <p><i>because</i></p>	 <p>Write it</p> <p>_____</p>						
 <p>Clap it</p> <p>How many syllables?</p> <p>① ② ③</p>	 <p>Colour it</p> <p><i>because</i></p>						
 <p>Trace it</p> <p><i>because</i></p>	 <p>Spell it</p> <table border="1"><tr><td> </td><td> </td><td> </td><td> </td><td> </td><td> </td></tr></table>						
 <p>Find it</p> <table border="1"><tr><td>there</td><td>have</td><td>because</td></tr><tr><td>walk</td><td>because</td><td>because</td></tr></table>	there	have	because	walk	because	because	 <p>Tell it</p> <p>My word is Who did you tell?</p> <p>_____</p>
there	have	because					
walk	because	because					

Read the sentence. Fill in the missing sight word.

I like building Lego

_____ *it is fun.*



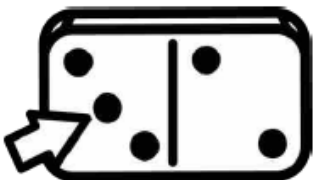



Read And Match!


Cut and paste the picture pieces at the bottom of the page to the matching words.

dot	fan	jog	kit

bud	pup	lab	web



How the Birds Got Their Colours



Would you help the dove?








Would you have helped the dove when he hurt his foot? Write 2–3 sentences explaining your opinion. Remember to check that have used capital letters, full stops and reread your sentences so that your writing makes sense. Then draw a picture.

A large empty rectangular box with a black border, intended for drawing a picture related to the writing prompt. It occupies the bottom third of the page.


Name: _____

Before and After

Write the number that comes before and the number that comes after in the boxes provided.



Thursday



Don't forget to check in to google classroom if you are working at home today.

Name _____

Read

We can go for a walk.

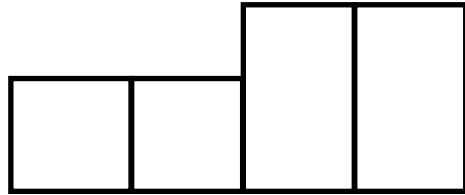


walk



Trace

walk

Letter boxes



Dab or colour
the popcorn



Write it in a sentence

We can go for a _____.


Use 2 colours to write the word 2 times.


walk walk


Match the Word to the picture!

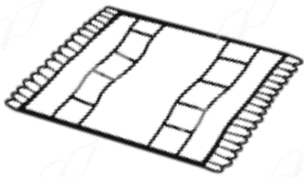



Cut out the words below, stretch and say each word and then glue each word to the matching picture.





















ten

gem

rug

sad

keg


win

dig

pen

red

Do you think the parrot likes having colours?




Do you think the parrot was happy to be splashed with colours?
Write 2–3 sentences explaining your opinion. Remember to check that
have used capital letters, full stops and reread your sentences so that
your writing makes sense. Then draw a picture.

A large empty rectangular box with a black border, intended for drawing a picture related to the writing prompt.

Before and After Numbers!

Name: _____



1	2	3	4	5	6	7	8	9	10
11	12	13	14	15	16	17	18	19	20

Fill in the number that comes before and the number that comes after in the boxes provided. Use the 1-20 number chart to help you.

Before

After

	7	
--	----------	--



Before

After

	10	
--	-----------	--

Before

After

	16	
--	-----------	--



Before

After

	4	
--	----------	--

Before

After

	2	
--	----------	--

Before

After

	19	
--	-----------	--

Before

After

	9	
--	----------	--




Before

After

	17	
--	-----------	--

Friday



Don't forget to check in to google classroom if you are working at home today.

Sizzling Sight Words!



1. Read the sight words below, then write and colour each word.

Read	Write	Trace	Colour
have	<input type="text"/>	have	have
there	<input type="text"/>	there	there
because	<input type="text"/>	because	because
walk	<input type="text"/>	walk	walk

2. Find each sight word twice in the word search.

The words go →


and ↓ .

have

there

because

walk



w	a	l	k	h	t	y	b
n	b	e	c	a	u	s	e
h	a	v	e	v	w	j	c
t	h	e	r	e	a	c	a
	p	u	m	l	o	u	
	i	x	s	k	u	s	
	t	h	e	r	e	e	

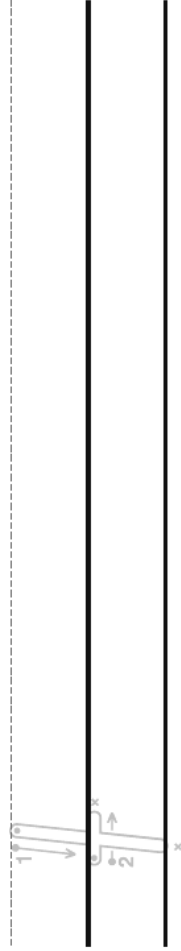
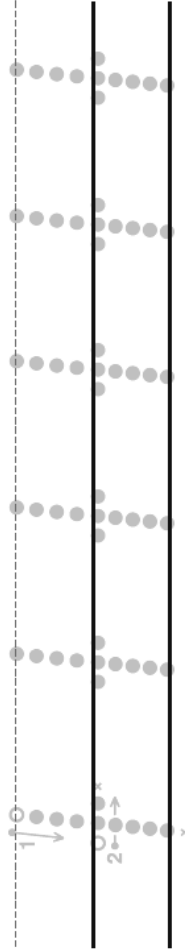
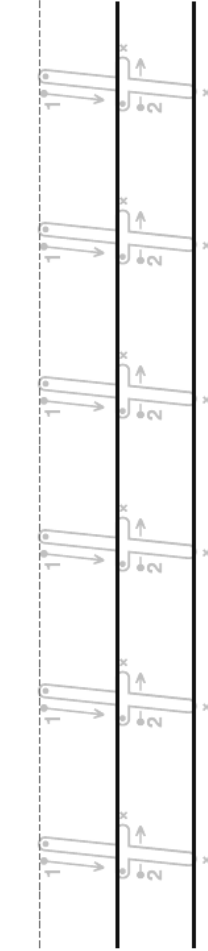
Lower case t

The lower case 't' is a tall letter.
We start at the top and make a straight line.
We then make a little line across to finish the letter.

Example mnemonic: Down, across!



Tt



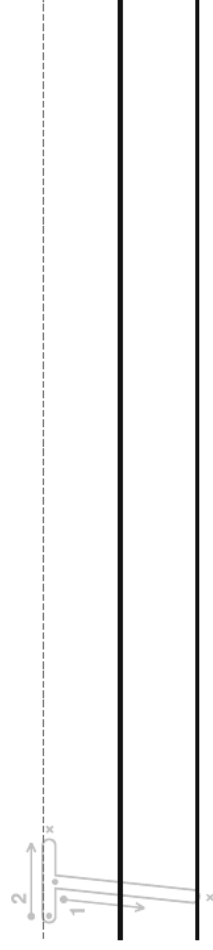
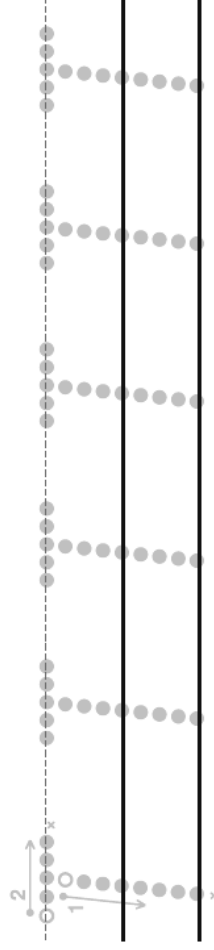
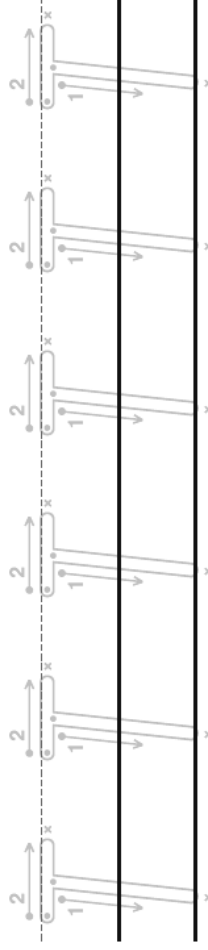
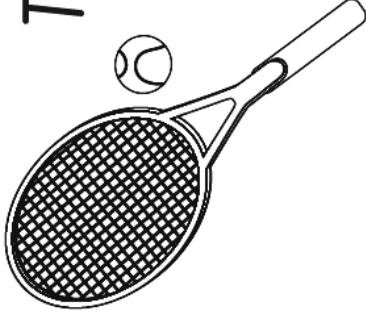
Upper case T


The upper case 'T' is a tall letter.
We start at the top and make a straight line.
We then make a little line on the top to finish the letter.

Example mnemonic: Down, across!



Tt





Read And Match!


Cut and paste the picture pieces at the bottom of the page to the matching words.

--	--	--	--

met	lip	hog	rot
-----	-----	-----	-----

--	--	--	--


cab	sun	bit	bun
-----	-----	-----	-----



Name: _____

Before & After

Cut and paste the numbers that come before and after each number.



before

before

before

before

before

5

7

3

9

12

after

after

after

after

after

11

2

8

6

8

6

13

4

10

4