

# STAGE ONE

## WEEK 1 - TAKE HOME BOOKLET



If you do not have access to a device (or internet), please email the school, and one can be arranged to be dropped off for you contact free.

Email: [jameserski-p.school@det.nsw.edu.au](mailto:jameserski-p.school@det.nsw.edu.au)

Welcome back to Term 4!

While our format is still the same to keep some consistency, on some of our lessons you will notice the zoom logo.



This logo means that this lesson will be done on the class zoom. All Stage One Zooms will be on at the same time and on the same days and will go for about an hour. If you have siblings in different classes and require another device, please email the school (details are on the front page) and we will be happy to loan you a device.

Tuesday 10am

Wednesday 10am

Thursday 10am

The links will be sent via Google Classroom similar to last term.

Thanks for all of your support,


Stage One Teachers



# Tuesday

Stage 1 – Week 1

# What's On Today?

 Spelling - Brainstorm during zoom. Look, cover, write, check and sentences.


Writing - Introduction to Character -

Reading – Read a book or Log into Your PMe reader account

 Maths – Ordering numbers

Afternoon – Bitmoji Flat Teacher Task

# Spelling: Explore the Words



## Year 1 Words

do food  
to room  
into cool  
who noon  
two you  
too flew  
moon new  
boot knew

## Year 2 Words

too few  
two new  
you knew  
who flew  
doing use  
soon blue  
food true  
moon tube  
room June  
school cube

## Extension

canoe  
computer  
fruit  
jewel  
juice  
rescue  
suit  
through  
Tuesday

# Using Look, Cover, Write, Check and type your spelling words below.

Click to add text

Click to add text

# Spelling:

1. Use your spelling words to complete sentences. Below are instructions and examples of a one, two and three star sentence.



- Use one **spelling word** in each sentence.

**Example:** I have **two** brothers.



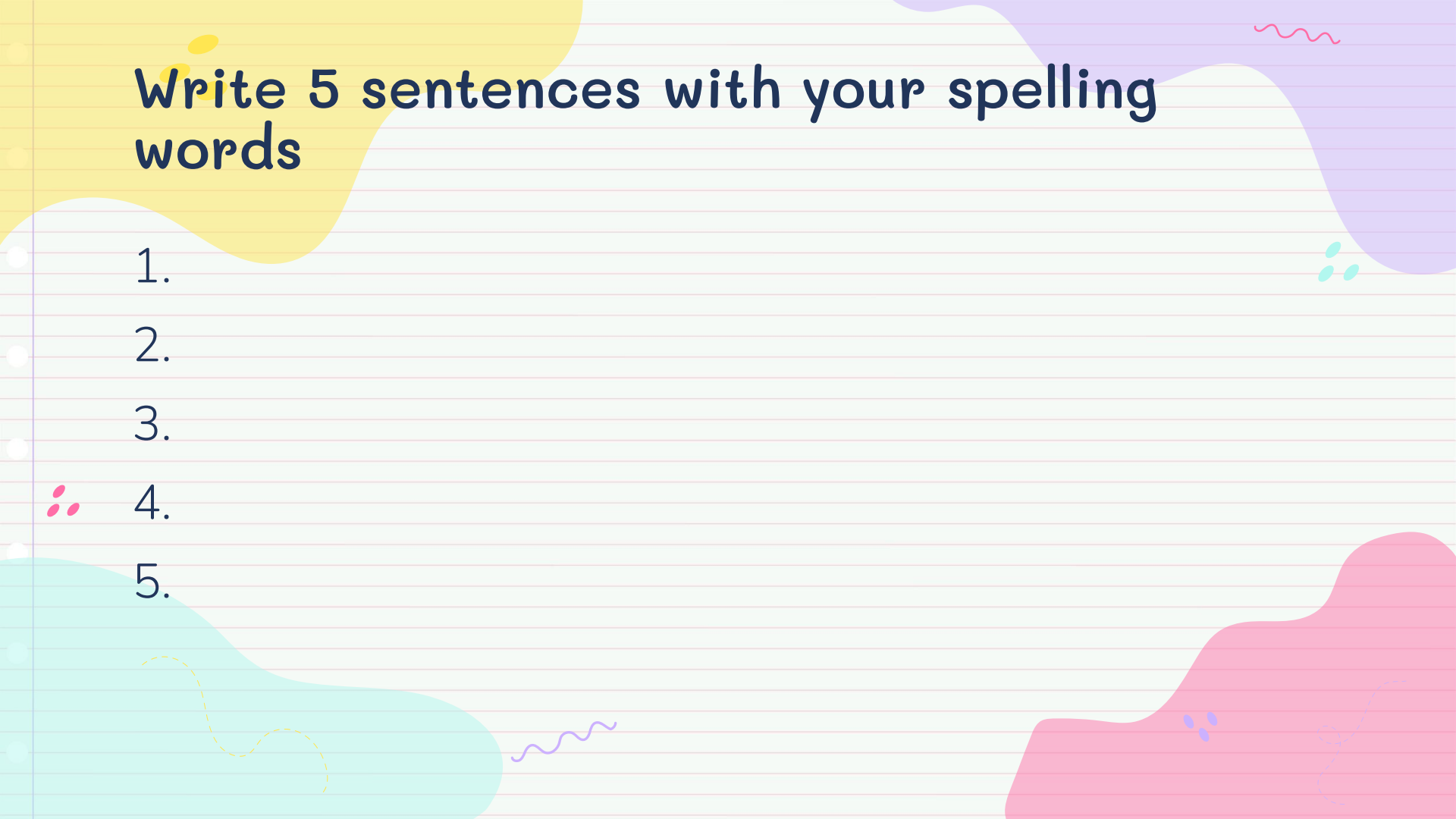
- Use one **spelling word** in each sentence.
- Include an **adjective** (describing word).

**Example:** I have **two** **funny** brothers.



- Use one or two **spelling words** in each sentence.
- Make a compound sentence (two simple sentences joined by the words **and/but/so/or/because**)
- Include an **adjective** (describing word).
- 

**Example:** I have **two** **funny** brothers **but** I don't have any sisters.



# Write 5 sentences with your spelling words

1.

2.

3.

4.

5.



# Spelling:

## Unit 29 'oo' as in boot

For spelling games click onto [www.soundwaveskids.com.au](http://www.soundwaveskids.com.au)

Year 1 Access code:  
swim661

Year 2 Access code:  
wool653



Students are learning to:

- ☐ describe in detail, familiar places and things
- ☐ use simple adjectives to describe
- ☐ make connections between texts and personal experiences.

# Character: What is it?

For the next few weeks we are going to be learning about "Character" and why they are important features of texts.

1. Go into your kitchen, and find any object. Without using hand signals, gesturing or naming the object describe it to another person and type/write it in the box below. Hint: You may want to use adjectives

Write your answer here:

2. Did your other person guess the item?
3. Watch the following clip about Character. There will be some questions about it on the following page.

When watching think about

- Why are characters important?
- Are all characters human?
- What does the video say about the Volcano Character

Character Video Link

<https://vimeo.com/398136844>

After watching the video answer the following questions: (you can write/type your answers in the boxes below the question)

1. Why do you think characters are important to a story or narrative?

2. Are all characters people? Give some examples of non-human characters you know.

3. What does the video tell us about the Lobster character? What are they like?

2. Describe the illustrator Andrew Cranna – physically and his personality. Is he a character in this video?

# Reading Time!


Grab a book to read for at least 15-20 minutes.  
You may want to click on the picture to access your  
PMe reader login and read one of your levelled  
readers.



# Maths



Ten less




Number of the Day

152

One less



One more



Ten more





# Maths - Ordering numbers

Watch this video if you need a reminder about how to order numbers: <https://www.youtube.com/watch?v=I9k4GWwTjwU>

Arrange these numbers in an ascending order  
(smallest to largest). Click on the blue text box to type.



34, 12, 35, 20



34, 12, 35, 20, 182, 507, 124



8024, 9463, 182, 507, 9463, 3426, 124



15, 98, 40, 23



15, 908, 56, 890, 112, 110




809, 647, 1002, 125, 5784, 8024

Optional game (levelled) : <https://www.topmarks.co.uk/maths-games/7-11-years/ordering-and-sequencing>



# Bitmoji Flat Teacher Task



How many things did you and your family do with your Bitmoji Flat Teacher? Upload your photos here. You may even want to get creative and make a collage, movie or slideshow.

# Wednesday



## Week 1 Stage 1








# What's On Today

- Spelling - Alphabetical order and Sound Waves games
-  Writing - Adjectives
- Reading - Read a book of your choice or log into the PMe readers
-  Maths - Place value
- Afternoon - Alphabet Challenge
- 
- 
- 
- 
- 
- 
- 



# Spelling:

List your spelling words in alphabetical order:

## Year 1 Words

do food  
to room  
into cool  
who noon  
two you  
too flew  
moon new  
boot knew

## Year 2 Words

too few  
two new  
you knew  
who flew  
doing use  
soon blue  
food true  
moon tube  
room June  
school cube

## Extension

canoe  
computer  
fruit  
jewel  
juice  
rescue  
suit  
through  
Tuesday



# Spelling:

List your spelling words in alphabetical order:

1.

11.

2.

12.

3.

13.

4.

14.

5.

15.

6.

16.

7.

17.

8.


18.

9.

19.

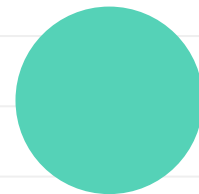


10.

20.





# Spelling Unit 29



Log into Soundwaves and complete some of the online activities and games

[https://online.fireflyeducation.com.au/services/student\\_login/soundwaves](https://online.fireflyeducation.com.au/services/student_login/soundwaves)

Year 1 access code: swim661

Year 2 access code: wool653




Unjumbler



Grapheme Trek



Grapheme Sort



List Word Beginnings and Endings

Students are learning to:

- ☐ describe in detail, familiar places and things
- ☐ use simple adjectives to describe
- ☐ make connections between texts and personal experiences.

# ADJECTIVES



★ Fill in the answers to these questions after the Zoom Lesson:

What is an adjective?

Why are they used in writing?

Look at these popular fictional characters. Some you may know, some you may not. Your task is on the next 2 slides.



Rainbow Fish



Johnson



Count Olaf



The Wild Things



The very Hungry Caterpillar



## Task:

Under the name of the character/s you have choosen come up with a list of adjectiv  
to describe what that character **looks like**.



Describe 1-2 Characters



Describe 3-4 Characters



Describe all 5 Characters



Rainbow Fish



The Wild Things



The Very Hungry Caterpillar

# Task:

Next to the name of the character you are describing and come up with a list of adjectives to describe what that character looks like.

Describe 1-2 Characters

Describe 3-4 Characters

Describe all 5 Characters

Count Olaf



Johnson



# Time to Read

Grab a book to read for at least 15-20 minutes.

You may want to click on the picture to access your PMe reader login and read one of your levelled readers.







# Maths

Watch and sing along to: <https://www.youtube.com/watch?v=a4FXI4zb3E4>

Ten Less




One Less




Number of the Day



Ten More



One More





Use your knowledge of place value to split these numbers to show their different parts. For example, 34 is made up of 3 tens and 4 ones.

Watching this video will help to remind you: <https://www.youtube.com/watch?v=dHu5TFxPtk>

# Maths

Example:	34	3 tens and 4 ones
★	12	
	35	
	20	
★★	182	
	507	
	124	
★★★	9463	
	3426	
	8024	

Thousands, hundreds, tens, ones



Write the number that has:

- 9 tens and 2 ones
- 0 tens and 8 ones
- 4 tens and 7 ones



Write the number that has:

- 3 hundreds, 0 tens and 8 ones
- 8 hundreds, 7 tens and 0 ones
- 0 hundreds, 3 tens and 9 ones



Write the number that has:

- 2 thousands, 7 hundreds and 4 ones
- 6 thousands, 5 hundreds, 9 tens and 4 ones
- 1 thousand and 8 tens



# Afternoon Activity:

## Alphabet Challenge

Go on a hunt inside and outside and see if you can find items that start with each letter of the alphabet. You can write each one you find here:

a

b

c

d

e

f

g

h

i

j

k

l

m

n

o

p

q

r

s

t

u

v

w

x

y

z

The background is a light cream color decorated with various cartoon-style dinosaur illustrations. These include a pink pterosaur in the top left, a green long-necked dinosaur at the top center, a purple triceratops at the top center-right, an orange T-Rex at the top right, a red Stegosaurus on the left, a blue long-necked dinosaur on the right, and several other dinosaurs in different colors and poses scattered throughout. There are also green leaves and blue eggs scattered around.

# Thursday Week 1 Stage 1

# What's On Today



Spelling - Rhyming with spelling words




Writing - Character Writing

Reading - Read a book of your choice or one of your PMe readers



Maths - Place Value

Afternoon Activity - Marshmallow Toothpick Engineering Challenge



# Spelling: Rhyming with Spelling Words

Words that rhyme have a part that **sound the same**. They do not have to look the same. For example, the words: **new**, **blew** and **blue** have the same sound on the end.

## Year 1 Words

Write as many words as you can think of that rhyme with the words. For example boot, cute, suit

**boot**

- 1.
- 2.
- 3.
- 4.
- 5.

**do**

- 1.
- 2.
- 3.
- 4.
- 5.

## Year 2 Words

Write as many words as you can think of that rhyme with the words. For example new, blue

**room**

- 1.
- 2.
- 3.
- 4.
- 5.

**new**

- 1.
- 2.
- 3.
- 4.
- 5.

Students are learning to:

- ☐ describe in detail, familiar places and things
- ☐ use simple adjectives to describe
- ☐ make connections between texts and personal experiences.



In Our Zoom Today, your teacher is going to read to you or show a reading of one of the Pig the Pug books. Pay attention to the characters in the story as we will be discussing them in detail.

### **YOUR TASK**

1. Draw the other character from the story that you didn't do in your class zoom. (Pig or Trevor)
2. Label the external features (the parts we can see) of your character using adjectives



-Draws character and writes around the character their external features as nouns e.g. hair, nose, eyes

-Attempts to use some adjectives describing each external feature



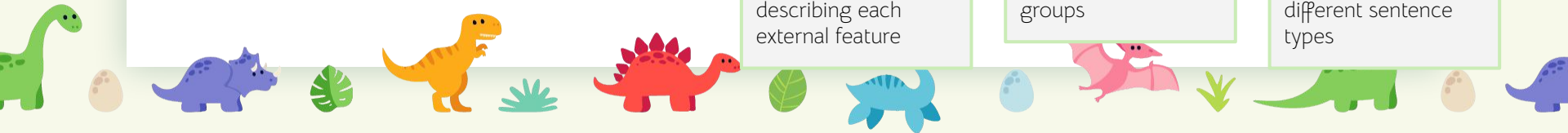
-Draws character and writes around the character their external features. Includes at least one adjective per feature e.g. curly hair

-Uses some noun groups



-Draws character and writes a detailed description about their external features.

-Uses noun groups (e.g. fluffy, red fur) and a range of different sentence types





# Maths



Ten more

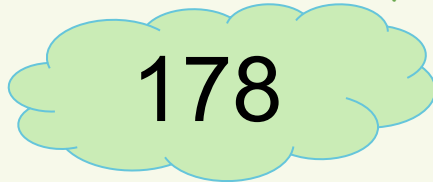


One less



Number of the day:



178



One more



Ten less







# Maths - Place Value



Can you write the numbers that come before and after the given number

27

Order these numbers from  
Smallest to largest

15, 32, 26, 8

33

45

26, 50, 12, 34,

50



Fill in the missing numbers

	232		234
241	242	243	

	232		234
241	242	243	

	656	657	
		667	668

	988	989	
997		999	

Order these numbers from **smallest** to **largest**

137, 126, 175, 105, 156,

236, 126, 225, 240, 195,



# Maths - Place Value



Order these numbers from **smallest** to **largest**

8716      7168      8617      7186      6718      6817      8176



What is 10 more than 1056? \_\_\_\_\_

What is 100 more than 2456? \_\_\_\_\_

What is 10 less than 8657? \_\_\_\_\_

What is 100 less than 9878? \_\_\_\_\_

6592      9256      5629      6295      9562      6952      5962



OPTIONAL INTERACTIVE GAME Head over to Splash Learn to play some Place Value games  
<https://au.splashlearn.com/place-value-games-for-year-2>





# Afternoon Activity - Marshmallow Toothpick Challenge



## Things You Will Need:


- Marshmallows (the mini variety work best)
- Toothpicks



## Your Challenge:

Using the marshmallows and toothpicks, see how many different types of shapes and things you can build. Take a photo of your creations and upload them to your Google Classroom. Get as creative as possible. Some ideas are listed below:

- Marshmallow City
- Favourite animal
- A range of 3D shapes you know
- A marshmallow monster
- A marshmallow house



A decorative graphic featuring a large, faint dashed blue circle that spans the width of the slide. Various solid-colored circles in teal, lime green, orange, and pink are scattered around the perimeter. Some of these circles are nested within dashed circles of the same color. In the top-left corner, there is a large teal circle with a white center, and a smaller teal circle is partially overlapping it. In the top-right corner, there is a large lime green circle with a smaller green circle inside it, both with dashed outlines. In the bottom-left corner, there is a large green circle with a white center, and a smaller lime green circle is partially overlapping it. In the bottom-right corner, there is a large orange circle with a smaller pink circle inside it, both with dashed outlines. The text "Friday Week 1 Stage 1" is centered in the middle of the slide in an orange, sans-serif font.

# Friday Week 1 Stage 1

# What's on Today?

Spelling: Create a find a word

Writing: My Favourite Character

Reading: Book of choice or PMe reader

Maths: Place value: Part, part, whole

# Spelling Lists

## Year 1 Words

do	food
to	room
into	cool
who	noon
two	you
too	flew
moon	new
boot	knew

## Year 2 Words

too	few
two	new
you	knew
who	flew
doing	use
soon	blue
food	true
moon	tube
room	June
school	cube

## Extension

canoe  
computer  
fruit  
jewel  
juice  
rescue  
suit  
through  
Tuesday

# Spelling – Create a Find-a-word

1. Draw a 10 x 10 grid (or you can download one from the Google Classroom).
2. Write out your words inside the grid with one letter per square. You can write them horizontally (long ways), vertically (tall ways) or diagonally.
3. If there are any remaining squares, fill these in with other letters from the alphabet.
4. When it is done, you can give it to someone else to solve or try and solve it yourself.

a	p	p	l	e					
						p			
			b				e		
			a					a	
			n						r
			a						
			n						
			a						

Students are learning to:

- ☐ describe in detail, familiar places and things
- ☐ use simple adjectives to describe
- ☐ make connections between texts and personal experiences.

### YOUR TASK

1. Pick your favourite character from a book, movie or even a game.
2. Answer some of questions about your favourite character on the next slide.
3. Draw a picture of your favourite character.
4. Label the external features (the parts we can see) of your character using adjectives

## Favourite Character



-Draws character and writes around the character their external features as nouns e.g. hair, nose, eyes

-Attempts to use some adjectives describing each external feature



-Draws character and writes around the character their external features. Includes at least one adjective per feature e.g. curly hair

-Uses some noun groups



-Draws character and writes a detailed description about their external features.

-Uses noun groups (e.g. fluffy, red fur) and a range of different sentence types

-adds in internal features e.g. likes and dislikes



Who is your favourite character from a book, movie or game? Discuss this with an adult or someone at home. Fill in your answers in the boxes below.

My favourite character is

This character is from the book, movie or game

Draw a picture of this character and label or describe the external characteristics using adjectives and noun groups.

# Reading

Grab a book to read for at least 15-20 minutes.  
You may want to set a timer to help you.


You may want to click on the picture to access  
your PMe reader login and read one of your  
levelled readers.




# Maths

Number of the day:


Ten more



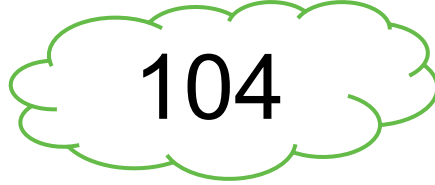
One more




One less



104



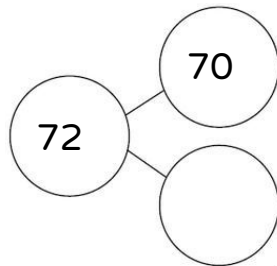
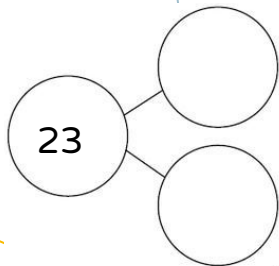
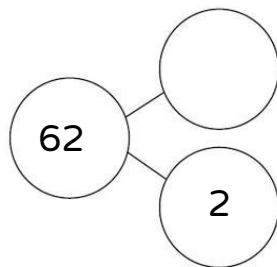
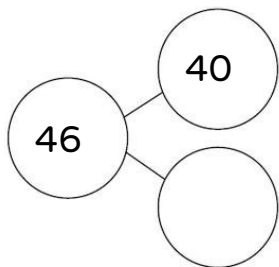
Ten less



Check out the video in Google Classroom explaining the part part whole concept.

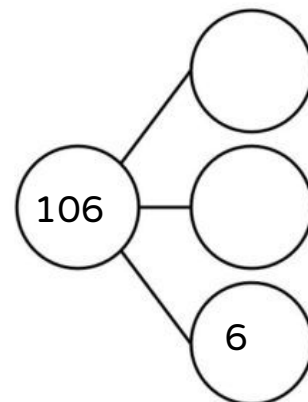
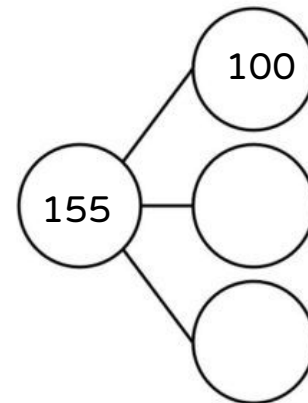
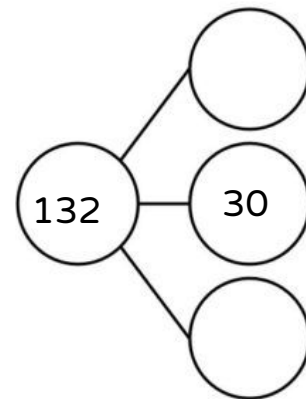
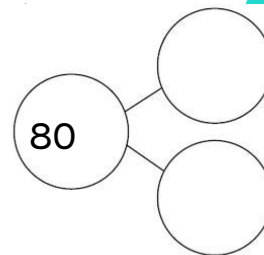
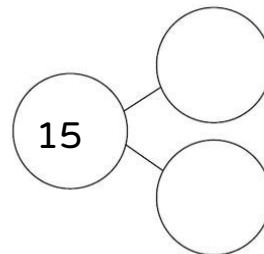
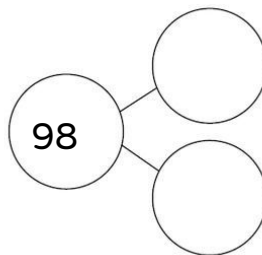
# Maths

Complete the part, part whole circles to create the completed number.

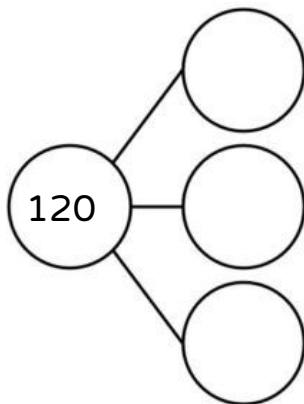
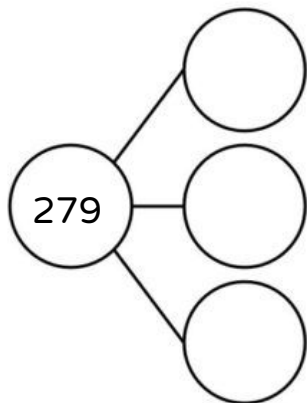
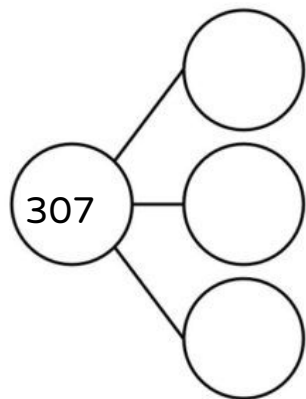


Create your own part, part whole combinations for these numbers:

25, 8, 97, 64, 38, 40, 77, 19, 81



How many different combinations can you make to get the number 76



How many different combinations can you make to get the number  
**230**

Have a go at making some of your own part, part whole combinations for these numbers

306, 291, 3491, 1042, 9210, 3401

