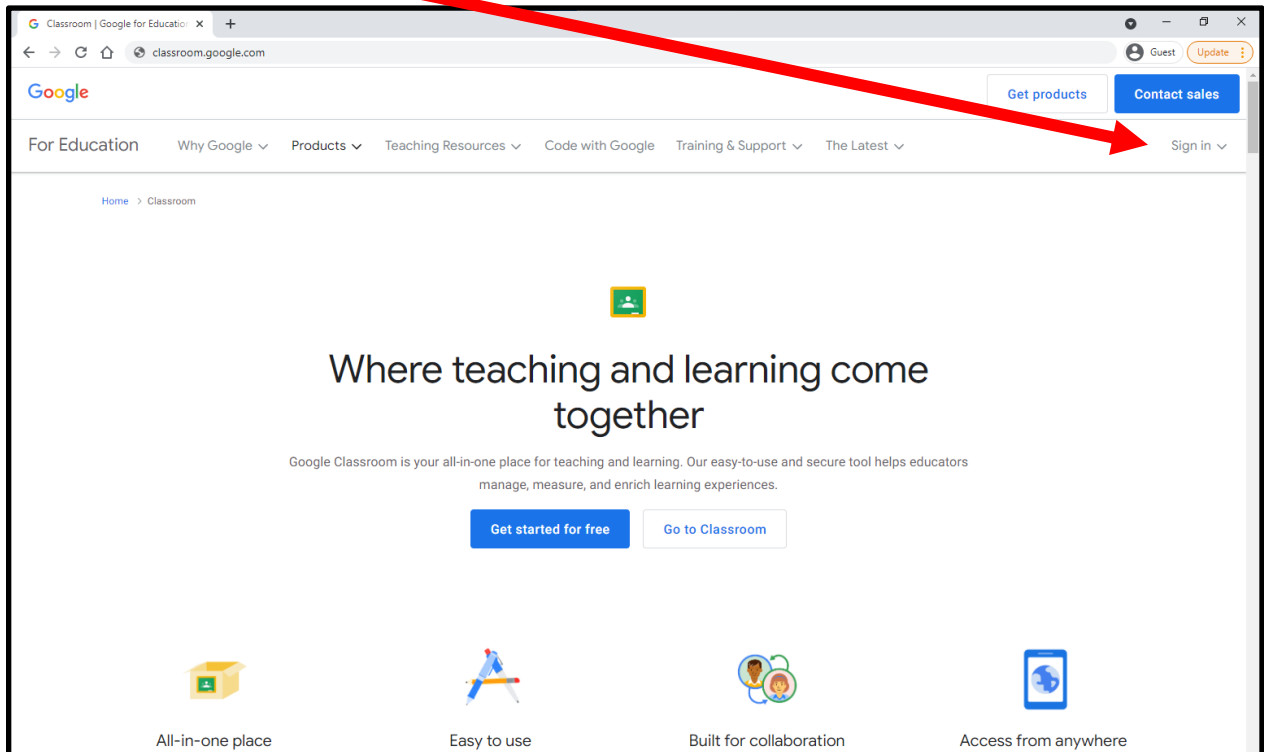


Logging Into Google Classroom Using Google Chrome

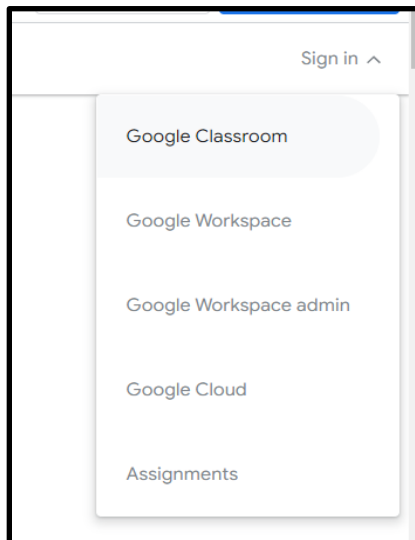
Step 1 – Open Google Chrome.



Step 2 - go to the website **classroom.google.com** and look for the sign in button in the top right hand corner.



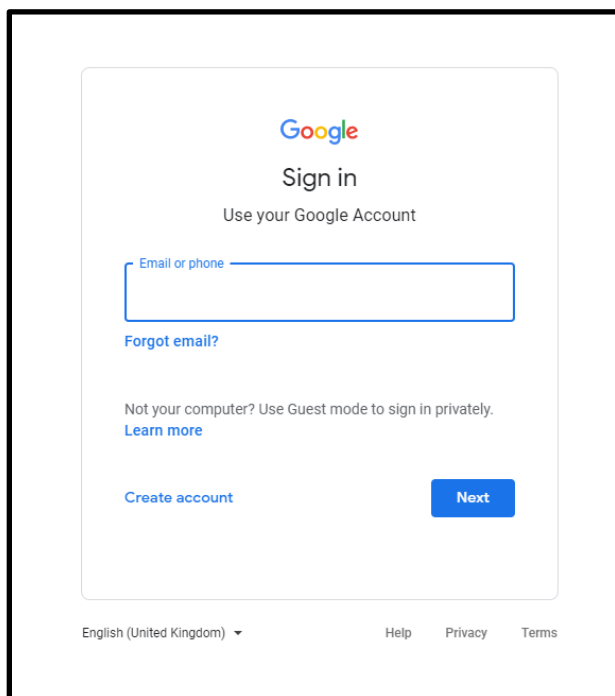
Step 3 - Hover your mouse over the **Sign in** button and then click on **Google Classroom** from the drop down menu.



Step 4 - When you see this box, type in your login followed by **@education.nsw.gov.au**

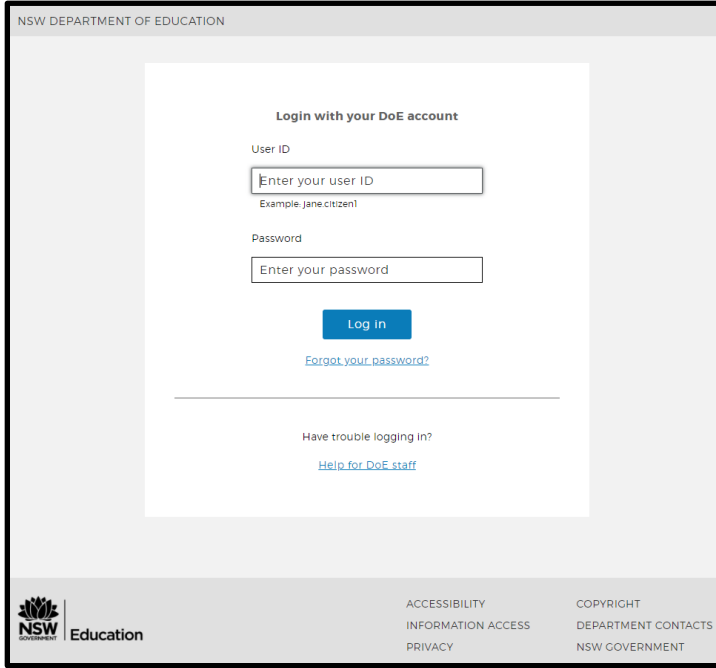
For example: if your login is **john.smith25** then you would type **john.smith25@education.nsw.gov.au**

Then click next.



Step 5 - When the DoE login appears, type your login and your password, then click Log in.

For example: if your login is **john.smith25**, then you would type **john.smith25** in the User ID box and then type your password in the Password box.



The screenshot shows the NSW Department of Education login page. At the top, it says "NSW DEPARTMENT OF EDUCATION". The main heading is "Login with your DoE account". Below this, there are two input fields: "User ID" with a placeholder "Enter your user ID" and an example "Example: jane.citizen1", and "Password" with a placeholder "Enter your password". A blue "Log in" button is positioned below the password field. A link "Forgot your password?" is located below the "Log in" button. At the bottom of the page, there is a footer with the NSW Government logo and the word "Education", and a list of links: "ACCESSIBILITY", "INFORMATION ACCESS", "PRIVACY", "COPYRIGHT", "DEPARTMENT CONTACTS", and "NSW GOVERNMENT".

Step 6 - You should now be at the Google Classroom page where you can select your classroom name to enter the classroom.

